



Annual Report 2022
Uva Wellassa University

Passara Road, Badulla 90000
Sri Lanka



Vision

To be the center of excellence for value addition to the national resource base

Mission

To produce well-rounded, employable, technocratic and entrepreneurial graduates equipped with knowledge, skills, values and attitudes to make outstanding contributions to the national development whilst excelling in teaching, learning and research with a strong emphasis on value addition to the national resources

Vice Chancellor's Message



The Uva Wellassa University (UWU) was established in June 2005 with a Vision to be the Centre of Excellence for Value Addition to the National Resource Base of Sri Lanka

All academic programmes of the UWU are aimed at producing well-rounded and employable graduates, with the attitudes, skills and knowledge necessary to make an outstanding contribution for the sustainable development of the country. As an entrepreneurial university, we would like to see our graduates as job providers rather than job seekers.

We consider ourselves, the Students and staff as the UWU Family. Respect & Tolerance, Goal Orientation, Equal Opportunity, Discipline and Entrepreneurship are the core values of our family.

During the short period of our existence, we have proved that the UWU graduates are of exceptional quality and the high employability rates of UWU graduates is a clear evidence for it.

The UWU will become the Center of Excellence for Value Addition respected by all, and will continue to produce graduates, not only endearing for employers, but also who themselves will become the employers!

Prof. Jayantha Lal Ratnasekera

Introduction

Uva Wellassa University (UWU) was established on June 1, 2005, as the 14th National University in the Sri Lankan State University system. UWU is the first Entrepreneurial University established in Sri Lanka which produces graduates with the capability of using scientific, technological and entrepreneurial knowledge to contribute the economic development of the country. UWU is located on a magnificent mountainous site in Badulla with spectacular panoramic view and spreads across 64 acres of land.

The UWU started with only 153 students, 25 staff members and 5 study programmes offered by 3 faculties in 2006. Currently, UWU has extended to facilitate 3581 undergraduate students to follow 15 study programmes offered by 4 Faculties, with the service of 376 permanent staff members spread across academic, administrative and service divisions. In addition, UWU offers postgraduate degree programmes, external degree programmes, a number of demand-driven certificate and diploma courses, as well as open and distance learning programmes.

Within the short period of its existence, the UWU has accomplished progress in improving its infrastructure, learning environment, physical and human resources, research and development activities adding value to the national resource base, whilst expanding higher education opportunities.



Table of Contents

UNIVERSITY GOVERNANCE			01
	I	The Council	01
	II	The Senate	02
	III	Organizational Structure	04
1.	VICE CHANCELLOR'S REVIEW		05
	1.1	Brief Introduction	05
	1.1.1	Details of Student Population and Graduate Output	06
	1.1.2	Overview of Academic, Administrative and Non-Academic Staff	07
	1.1.3	Financial Highlights	08
	1.2	Achievements	09
	1.2.1	Infrastructure	09
	1.2.2	Academic and Research Achievements	09
	1.2.3	Foreign Visits & International Colloborations	11
	1.2.4	Students' Achievements	12
	1.2.5	Workshops, Seminars and Other programmes	13
	1.2.6	Contribution to the environment Activities/ Programmes	15
	1.2.7	Distance Learning	16
	1.2.8	Career Guidance and Counselling Programmes	18
	1.2.9	Staff Development Programmes	21
	1.2.10	Library	21
	1.2.11	Sports Activities	23
	1.2.12	Entertainment: Towards a Balanced Life	26
	1.2.13	Community Outreach Programmes	27
	1.3	Future plans	28
2.	STUDENTS & RESOURCES		30
	2.1	Summary of Students and Human Resources	30
	2.2	Enrolment of Students	30
	2.3	Graduate Output 2022	35
	2.4	Hostels	36
	2.5	Scholarships	41
3.	HUMAN RESOURCES		43

	3.1	Academic Staff	44
	3.2	Administrative Staff	45
	3.3	Library Staff	46
	3.4	Academic Support Staff	46
	3.5	Non-Academic Staff	47
	3.6	Distribution of Non-Academic Staff	48
	3.7	Appointments of the Officers of the University	49
	3.8	Appointments of the Heads of the Departments of the University	50
4.	RESEARCH & DEVELOPMENT		51
	4.1	Research, Innovations & Publications	51
	4.2	Programmes, Seminars & Workshops	52
	4.3	Details of Awards Received	53
5.	CAPITAL WORKS		54
	5.1	Details of the Major capital projects and progress	54
	5.2	Details of the Rehabilitation projects	55
6.	FINANCIAL STATEMENTS 2022		56
	Certificate of the Accounting Officer		56
	6.1	Cost per Student	57
	6.2	Summary of Financial Results	58
	6.3	Statement of Financial Position	60
	6.4	Statement of Financial Performance	62
	6.5	Statement of Cash Flows	63
	6.6	Statement of Changes in Equity	65
	6.7	Summary of Significant Accounting Policies to the Financial Statements	66
	6.8	Notes to the Financial Statements	74
	6.9	Performance (Control) Report for the Year 2022	97
	6.10	Analysis of Self-Financing Activities	98
	6.11	Summary of Programme & Project Wise Recurrent Expenditure	100
	6.11	Report of the Auditor General	102
	6.12	The Answers to the Auditor General Report	112
7	ACHIEVEMENTS OF SUSTAINABLE DEVELOPMENT GOALS		122

University Governance

I The Council

The Council of the university, constituted in terms of Section 44 of the Universities Act No. 16 of 1978 as amended by Section 24 of the Universities (Amendment) Act No. 07 of 1985, consisted of the following members during the year 2022.

Name	Designation	Appointed Date
Prof. J.L. Ratnasekera	Vice-Chancellor	Ex-Officio Members
Prof. H.M.S.K. Herath	Dean/Faculty of Animal Science and Export Agriculture	
Prof. H.M.J.C. Pitawala	Dean/Faculty of Applied Sciences	
Prof. K.B. Wijesekara	Dean/Faculty of Technological Studies	
Mr. G.H. Abeyweera	Dean/Faculty of Management	
Prof. K.G.C. Senarathna	Senate Representative	September 30, 2022
Dr. A.P. Henagama	Senate Representative	April 30, 2021
Prof. E.D.N.S. Abeyrathne	Senate Representative	June 26, 2020
Mr. M. Rubawathanan	Senate Representative	June 26, 2020 to July 29, 2022
UGC Appointed Members		
Mr. Chathuranga Ekanayake	Attorney – at –Law	February 14, 2020
Dr. Susil Denagama	Medical Officer	February 14, 2020
Mr. Anujaka Ranasinghe	Chartered Accountant	February 14, 2020 to September 30, 2022
Mr. Gamini Mahindapala Jopheus	SLAS Officer	February 14, 2020
Mr. S.C.R.A. Upali Nissanka Gunasekera	Attorney-at-Law	February 14, 2020
Mr. Nimal Abeysiri	Former District Secretary, Badulla	February 14, 2020
Mr. Nimal Dabare	President, Badulla Business Society	February 14, 2020
Emeritus Prof. K.A. Nandasena	Senior Professor, Faculty of Agriculture, University of Peradeniya	February 14, 2020
Mr. M.F. Hibathul Careem	Registrar/Secretary to the Council	

II The Senate

The Senate, constituted in terms of section 46 of the Universities Act. No. 16 of 1978 as amended by the Act. No. 7 of 1985 consisted of the following members during the year 2022.

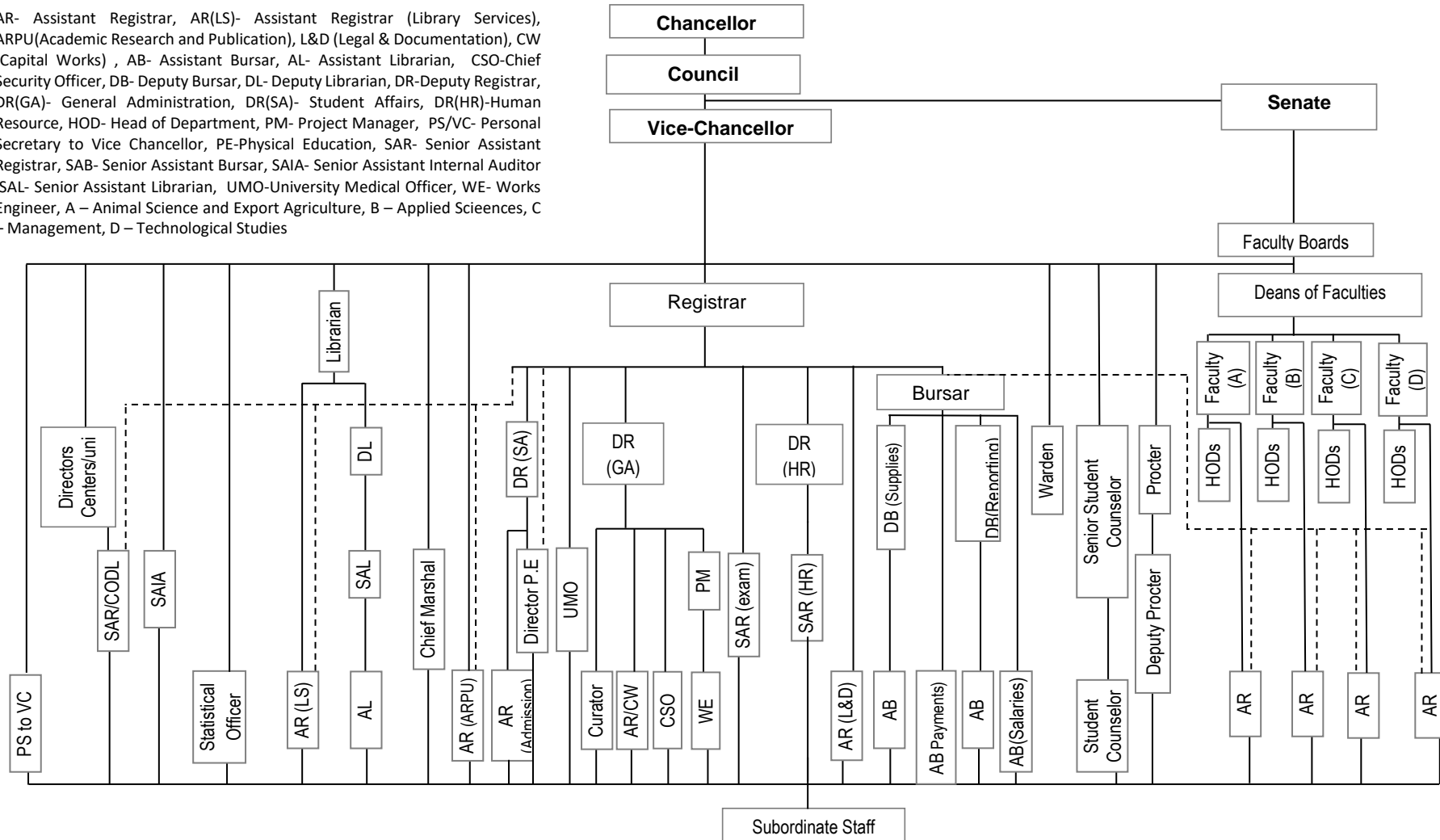
No	Name	Position
Vice Chancellor		
1	Prof. J. L. Ratnasekera	Vice Chancellor – Chairman
Deans of Faculties		
2	Prof. H.M.S.K. Herath	Dean/Faculty of Animal Science and Export Agriculture
3	Prof. H.M.J.C. Pitawala	Dean/Faculty of Applied Sciences
4	Mr. G.H. Abeyweera	Dean/Faculty of Management
5	Prof. K.B. Wijesekara	Dean/Faculty of Technological Studies
Professors		
6	Prof. D.K.D.D. Jayasena	Department of Animal Science, Faculty of Animal Science and Export Agriculture
7	Prof. E.D.N.S. Abeyrathne	Department of Animal Science, Faculty of Animal Science and Export Agriculture
8	Prof. K.G. Premathilake	Department of Export Agriculture, Faculty of Animal Science and Export Agriculture
9	Prof. P.E. Kaliyadasa (With effect from April 20,2022)	Department of Export Agriculture, Faculty of Animal Science and Export Agriculture
10	Prof. P.M. Sirimanne	Department of Science and Technology, Faculty of Applied Sciences
11	Prof. E.P.S.K. Ediriweera	Department of Science and Technology, Faculty of Applied Sciences
12	Prof. P.I.N. Fernando	Department of Management Sciences, Faculty of Management
13	Prof. H.M.W.M. Herath	Department of Management Sciences, Faculty of Management
14	Prof. P.B. Ratnaweera	Department of Science and Technology, Faculty of Applied Sciences
15	Prof W.A.J.P. Wijesinghe	Department of Export Agriculture, Faculty of Animal Science and Export Agriculture
16	Prof. P.H.T. Kumara	Department of Public Administration, Faculty of Management
Head of Departments		
17	Dr. D.C. Mudannayake	Department of Animal Science
18	Prof. A.M.W.K. Senevirathna	Department of Export Agriculture

19	Mr. M. Rubavathanan (January 19, 2022 to July 20, 2022)	Department of Public Administration
20	Ven. P. Wachissara Thero (August 2022 to now)	Department of Public Administration
21	Dr. K.M.M.C.B. Kulathunga	Department of Management Sciences
22	Dr. J.P.R.C. Ranasinghe	Department of Tourism Studies
23	Dr. A.A.K.K. Jayawardhana (January 19, 2022 to September 21, 2022)	Department of English Language Teaching
24	Mr. C.J.P. Kulathilaka (October 2022 to December 21, 2022)	Department of English Language Teaching
25	Dr. A.P. Henagamage	Department of Science and Technology
26	Ms. S.D.H.S. Wickramarathne	Department of Computer Science & Informatics
27	Dr. A.S. Ratnayake	Department of Applied Earth Sciences
28	Dr. K.G.C. Senarathna	Department of Biosystems Technology
29	Dr. H.M.C.M. Herath	Department of Engineering Technology
30	Mr. W.M.C.J.T. Kithulwatta	Acting Head/Department of Information and Communication Technology
31	Mr. M.F. Hibathul Careem	Registrar
32	Dr. K.M.R.K. Kulathunga (March 16, 2022 to December 21, 2022)	Acting Librarian
33	Ms. D.P.C. Vithana (January 19, 2022 to February 23, 2022)	Acting Librarian
Faculty Representatives		
34	Dr. R.A.P.I.S. Dharmadasa	Faculty of Animal Science and Export Agriculture
35	Mr. N.P.P. Liyanage	Faculty of Animal Science and Export Agriculture
36	Dr. I.D. Sinhalage	Faculty of Applied Sciences
37	Dr. E.M.U.W.J.B. Ekanayake	Faculty of Applied Sciences
38	Dr. J. Siyambalapitiya (January 19, 2022 to July 20, 2022)	Faculty of Management
39	Ms. W.G.S.R. Wijesundara	Faculty of Management
40	Dr. G.W.R. Keerthiwansa	Faculty of Technological Studies
41	Mr. J.A.L. Naveendra	Faculty of Technological Studies
42	Ms. A.M.K. Dewagiri	Assistant Registrar/Examination Division- For Secretary
On Invitation		
43	Dr. A.M.A.N.B. Attanayaka	Director,/Centre for Quality Assurance

ORGANOGRAM

UVA WELLASSA UNIVERSITY OF SRI LANKA

AR- Assistant Registrar, AR(LS)- Assistant Registrar (Library Services), ARPU(Academic Research and Publication), L&D (Legal & Documentation), CW (Capital Works) , AB- Assistant Bursar, AL- Assistant Librarian, CSO-Chief Security Officer, DB- Deputy Bursar, DL- Deputy Librarian, DR-Deputy Registrar, DR(GA)- General Administration, DR(SA)- Student Affairs, DR(HR)-Human Resource, HOD- Head of Department, PM- Project Manager, PS/VC- Personal Secretary to Vice Chancellor, PE-Physical Education, SAR- Senior Assistant Registrar, SAB- Senior Assistant Bursar, SAIA- Senior Assistant Internal Auditor ,SAL- Senior Assistant Librarian, UMO-University Medical Officer, WE- Works Engineer, A – Animal Science and Export Agriculture, B – Applied Sciences, C – Management, D – Technological Studies



1 Vice Chancellor's Review

1.1 Brief Introduction

The UWU houses four faculties and offers 15 undergraduate degree programmes catering to the local and global needs. All the degree programmes are multi-disciplinary and focused on entrepreneurial education.

Faculty	Degree Programme
Animal Science and Export Agriculture	<ul style="list-style-type: none"> • Bachelor of Science Honours in Animal Production and Food Technology • Bachelor of Science Honours in Export Agriculture • Bachelor of Science Honours in Tea Technology and Value Addition • Bachelor of Science Honours in Aquatic Resources Technology • Bachelor of Science Honours in Palm & Latex Technology and Value Addition
Applied Sciences	<ul style="list-style-type: none"> • Bachelor of Technology Honours in Science and Technology • Bachelor of Industrial Information Technology Honours • Bachelor of Science Honours in Computer Science and Technology • Bachelor of Science Honours in Mineral Resources and Technology
Management	<ul style="list-style-type: none"> • Bachelor of Business Management Honours in Entrepreneurship and Management • Bachelor of Business Management Honours in Hospitality, Tourism and Events Management • Bachelor of Business Management Honours in Human Resource Development
Technological Studies	<ul style="list-style-type: none"> • Bachelor of Engineering Technology Honours in Mechanical Engineering Technology • Bachelor of Biosystems Technology Honours • Bachelor of Information and Communication Technology Honours

Despite the challenges created by global COVID – 19 pandemic, in the year 2022, UWU ensured to continue teaching, learning, working and providing other services to the community by adapting virtual approaches and adjusting on-campus environment adhering to health regulations.

1.1.1 Details of Student Population and Graduate Output

In the year 2022, the undergraduate student population of the university continued to grow and reached to the 4198 as a total. The students' integration programme 2022 and the academic activities were conducted via online and it enabled the UWU to continue teaching and learning smoothly.

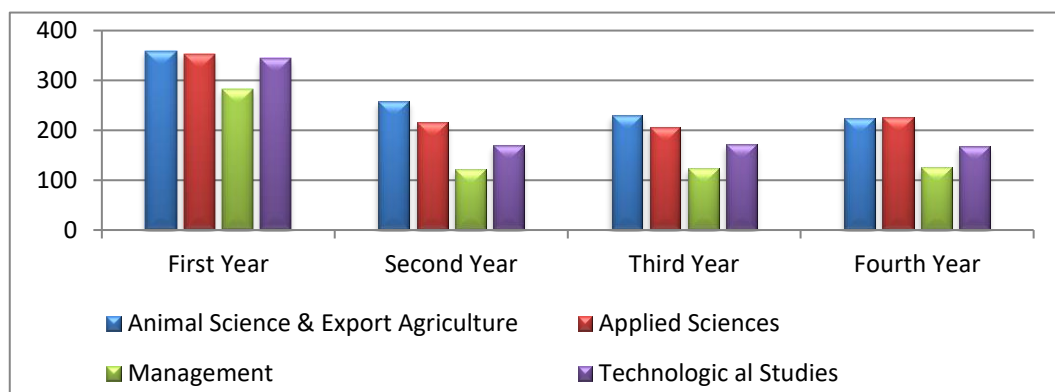


Figure 1.1. Student Population

Further, virtual methods of delivering the academic activities and conducting examinations through online as alternative assessment methods were continued. Additionally, laboratory practical sessions and research activities of final year students and postgraduate students were continued physically in the university premises which led to support the students to progress towards their graduation promptly.

The past eleven batches of graduates were readily absorbed to the employment in different sectors. In 2022, there were 692 graduates graduated from all four faculties of Uva Wellassa University.

Table 1.1. Graduate Output - 2013-2022

Degree Programme	2013	2014	2015	2016	2017	2018	2019	2020	2021	2022	Total
Animal Science	36	50	35	42	31	62	46	45	33	46	426
Export Agriculture	38	37	31	43	34	44	48	48	42	49	414
Tea Technology and Value Addition	40	42	37	43	19	39	30	38	22	29	339
Aquatic Resources Technology	-	47	39	39	26	44	36	50	36	45	362
Palm & Latex Technology and Value Addition	-	39	38	44	17	33	36	36	24	36	303
Science and Technology	38	35	41	35	51	52	40	48	29	44	413
Computer Science and Technology	43	39	40	42	68	50	50	50	55	64	501
Industrial Information Technology	41	40	43	40	31	52	50	56	55	58	466
Mineral Resources & Technology	49	36	34	31	39	45	51	47	34	39	405

Entrepreneurship and Management	52	47	47	49	44	54	57	61	59	61	531
Hospitality, Tourism and Events Management	-	32	51	42	50	48	57	62	59	59	460
Engineering Technology	-	-	-	-	-	-	-	-	56	84	140
Biosystems Technology	-	-	-	-	-	-	-	-	80	78	158
Total	337	444	436	450	410	523	501	541	584	692	4918

The General Convocation – 2020 was successfully held on March 25th 2023 at the Magam Ruhunupura International Convention Centre (MRICC) premises. Thus, the UWU is assuring a promising future to its graduates with higher employability rate.

1.1.2 Overview of Academic, Administrative and Non-Academic Staff

Since the establishment of the UWU, three Chancellors and four Vice Chancellors have been appointed by the President of the Democratic Socialist Republic of Sri Lanka. The UWU has a total permanent staff of 389 spread across academic, administrative, Academic Support Staff and service divisions in 2022.

Table 1.2. Total Permanent Staff - 2014-2022

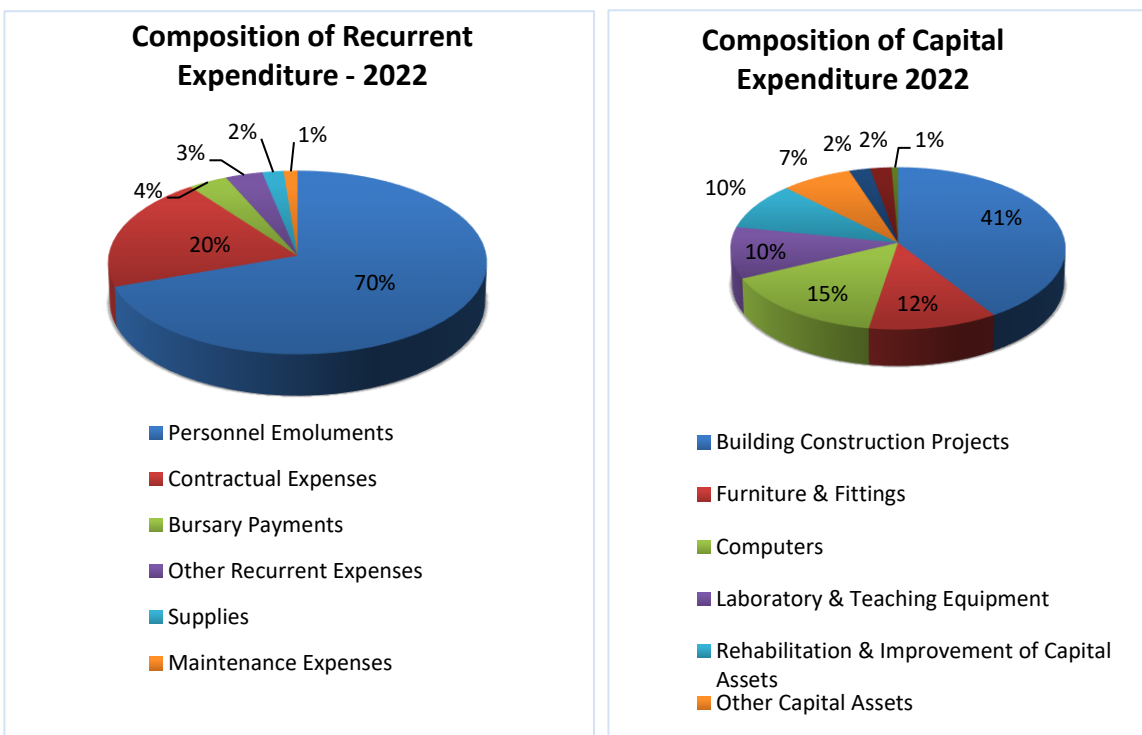
Category		Year								
		2014	2015	2016	2017	2018	2019	2020	2021	2022
Academic Staff	Professors	-	-	2	6	6	8	8	15	18
	Associate Professors	-	-	-	-	-	-	-	1	3
	Senior Lecturers	21	38	45	53	51	60	73	82	81
	Lecturer/ Lecturer (Prob.)	66	63	69	92	78	85	80	89*	87
Administrative Staff		16	16	16	21	21	24	22	23	24**
Library Staff		3	3	3	3	4	3	3	3	3
Academic Support Staff		-	-	-	-	-	-	-	-	9
Non-Academic Staff		4	40	73	130	133	152	151	163	164
Total		110	160	208	309	289	332	337	376	389

Note: *No. 03 Temporary Lecturers recruited under UGC Circular 935 are included herewith

**No. 02 Temporary Basis Assistant Bursars, 01 Part time Basis Project Manager and 01 Security Inspector on Assignment Basis instead of Chief Security Officer.

1.1.3 Financial Highlights

The financial progress of recurrent and capital expenditure incurred during the year 2022 is indicated below. Accordingly, out of recurrent expenditure, 70% of total expenditure was made to meet personal emoluments and the balance was incurred to meet other expenses. Out of the Capital Expenses, 41% was utilized for building Constructions.



Summary of Financial Highlights for the year 2022 is presented with a various type of parameters which is taken from the Financial Statement and other date sources. Followingtable summarize the cost per student during the last five years.

Table 1.3. Cost Per Student - 2017-2021 Population

Year	2018	2019	2020	2021	2022
No of Students	2502	2701	2908	3581	4198
Recurrent Expenditure (Rs. 000)	1,090,613	1,300,169	1,358,590	1,469,525	1,755,119
Capital Expenditure (Rs. 000)	458,035	457,755	280,944	624,992	459,026
Cost per Student - Recurrent (Rs. 000)	436	481	467	410	418
Cost per Student - Capital (Rs. 000)	183	169	97	175	109

1.2 Achievements

In spite of the effects of the global pandemic, in the year 2022, UWU was able to attain several achievements in infrastructure, learning and teaching, research and development activities, physical and human resources and community outreach services as described below. The outstanding accomplishment of UWU is a testament to the dedication and resourcefulness of the staff and students who responded to necessity with a practical willpower to confront adversity and get the job done.

1.2.1 Infrastructure

1.2.1.1 New Library Building

Opening ceremony of the newly constructed library building was held on the December 5, 2022. Senior Prof. Sampath Amaratunge, Chairman University Grants Commission and Professor Jayantha Lal Rathnasekara – Vice Chancellor of the UWU and a number of other distinguished invitees graced the occasion.

1.2.2 Academic and Research Achievements

1.2.2.1 11th General Convocation

The 11th General Convocation of UWU was successfully held on March 25th 2022 at Magam Ruhunupura International Convention Centre. This year, Bachelor's degrees on 584 graduands were conferred by Thripitakacharya Dharma Keerthi Sri Sumangala Rathanapala Dhammarakkhitha Most Venerable Bengamuwe Sri Dhammadinna Nayake Thero, the Chancellor of UWU. Prof. J.L. Ratnasekera, Vice Chancellor of UWU and the staff members graced the event with their presence.

1.2.2.2 6th International Research Conference (IRCUWU) 2022

The 6th International Research Conference of Uva Wellassa University (IRCUWU2022) was held on July 28-29, 2022, as a virtual conference on the theme of "Elevating the Quest for Resilience to Spring Forward." The conference attracted over 489 abstracts from researchers in Sri Lanka and around the world, and following a comprehensive peer-review process, 221 papers were selected for presentation under ten thematic areas. The conference featured a keynote address by Professor Jung Min Heo, a renowned Professor in Animal Science at Chungnam National University, South Korea, as well as a variety of oral and poster presentations, panel discussions, and workshops. The presentations covered a wide range of topics, including new technologies for sustainable agriculture, innovative approaches to business management, and emerging trends in research on climate change and disaster resilience. The IRCUWU2022 was a success in providing a platform for researchers to share their latest findings and to network with colleagues from around the world, and it also contributed to the university's mission of promoting research excellence and innovation.

1.2.2.3 Book Publication - "Shilpa Ugani Kumaru Sodawa."

In June 2022, marking a notable contribution to academic literature, Assoc. Prof. YNS Wijewardana successfully published the book titled "Shilpa Ugani Kumaru Sodawa." This publication, bearing testament to Prof. Wijewardana's dedication to research and knowledge dissemination, enriches the academic community with valuable insights and adds a significant milestone to the university's scholarly accomplishments.

1.2.2.4 LinkedEng - English Camp 2022

During the "LinkedEng - English Camp 2022", Mr. W.A.P. Weerakoon from the Department of Applied Earth Science secured the 1st place in the English debate competition, exemplifying both his linguistic prowess and the Faculty's dedication to holistic student development.

1.2.2.5 Top 2% of the researchers of the world

Prof. D.K.D.D. Jayasena - ranked among the top 2% of the researchers of the world in the 2021 list of outstanding researchers prepared by Elsevier BV and Stanford University, USA based on the citation impact in 2019.

1.2.2.6 Academic Session 2022

The Department of Export Agriculture, Faculty of Animal Science and Export Agriculture hosted the Academic Session 2022 held on September 01, 2022 as a virtual event under the theme of "Harnessing Strength of Emerging Research in Agriculture".

1.2.2.7 "Best Paper Award" at the ICARC-2022

In 2022, Dr. Jayalath Ekanayake from Uva Wellassa University was honored with the "Best Paper Award" at the ICARC-2022, underscoring the university's commitment to excellence in research and academic pursuits.

1.2.2.8 Certificate Course in Gem Resources Management

Dr. A.A.G.D. Amarasooriya marked a significant milestone in his academic journey by successfully completing a Certificate Course at the Centre for Open and Distance Learning (CODL) of Uva Wellassa University. This accomplishment showcases Dr. Amarasooriya's commitment to continuous learning and his dedication to enhancing the academic standards of the Faculty of Applied Sciences, particularly within the Department of Applied Earth Science.

1.2.2.9 MERCON 2022 Best Paper Award" - Dr. W.D.C.C. Wijerathne

Uva Wellassa University celebrated another significant accolade in the academic arena. Dr. W.D.C.C. Wijerathne from the Department of Science and Technology was conferred with the prestigious "MERCON 2022 Best Paper Award" at the University of Moratuwa. This commendation not only highlights Dr. Wijerathne's commitment to cutting-edge research

but also accentuates Uva Wellassa University's ongoing tradition of excellence in academic and research domains. The university community takes immense pride in such achievements that continue to fortify its position as a beacon of scholarly distinction.

1.2.3 Foreign Visits & International Collaborations

1.2.3.1 Postgraduate opportunities for APFT graduates at Suncheon National University (SCNU), South

In February 2022, a significant milestone in Uva Wellassa University's international outreach was achieved through a collaboration with Suncheon National University (SCNU) in South Korea. This collaboration has opened new postgraduate opportunities specifically for our APFT graduates. Highlighting the potential and promise of this collaboration, Ms. Nadeema Dissanayake, one of our esteemed APFT graduates, embarked on her academic journey by starting her Master's degree at SCNU. Such international partnerships not only pave the way for academic excellence and exposure for our students but also strengthen the global ties and mutual understanding between institutions. Uva Wellassa University remains dedicated to expanding these horizons, fostering international relations, and offering our students a world-class education experience.

1.2.3.2 MoU with Chungnam National University (CNU), South Korea

In February 2022, Uva Wellassa University fortified its global ties by signing an MoU with Chungnam National University (CNU), South Korea. This partnership promptly bore fruit with Mr. Nuwan Chathuranga beginning his Master's studies at CNU. This collaboration underscores the university's commitment to offering students international exposure and world-class educational opportunities.

1.2.3.3 Visiting Lecture Appointment at Foregin University - Prof. E.D.N.S. Abeyrathne

From April 2021 to April 2022, Prof. E.D.N.S. Abeyrathne of Uva Wellassa University served as a visiting professor at Suncheon National University, South Korea, during his sabbatical. This collaboration underscores our commitment to global academic exchange and mutual knowledge-sharing.

1.2.3.4 Eddy Current Inspection (Dubai)

Dr. HMC Herath took a step further in his professional development by participating in a specialized training on "Eddy Current Inspection" held in Dubai. This training, known for its rigorous focus on advanced inspection techniques, emphasizes the commitment of professionals like Dr. Herath to stay updated with the latest in their field and bring back enhanced expertise to the academic and professional community.

1.2.3.5 Sahasak Nimavum Evaluation Panel

Eng. P.G.S.R. Wijetunga showcased his expertise by being a part of the evaluation panel for the "Sahasak Nimavum" event conducted online. His participation as a panel member underscores his recognition as a seasoned professional in the field and his commitment to contributing to platforms that foster innovation and creativity in the wider community.

1.2.4 Students's Achievements

1.2.4.1 3MT Competition of UWU 2022

On October 31, 2022, Uva Wellassa University held its 3MT (Three Minute Thesis) competition, witnessing outstanding research presentations by its students. Topping the competition was Ms. C.K. Walhena, a final year student. She impressed the judges with her presentation titled "Study on the Degree of Satisfaction of Supply Chain Stakeholders on the Transformation of Sri Lankan Conventional Tea Auction into e-Auction." This study, supervised by Dr. M.K.S.L.D. Amarathunga, highlights the contemporary shift in Sri Lanka's traditional tea auctioning methods and its implications on supply chain stakeholders.

1.2.4.2 ENG HACK 2022 -TEAM ROLEX -(1st Place)

the Computer Science Team from Uva Wellassa University showcased their exceptional skills by securing 1st place in the online competition, ENG HACK 2022. Competing as "TEAM ROLEX," their triumphant achievement underscores the university's expertise in technology and innovation.

1.2.4.3 EXPO UWU 2022 Achievements

On the 28th of October 2022, the much-anticipated EXPOUWU was held at Uva Wellassa University, showcasing a myriad of academic and research accomplishments. A significant highlight was the awarding of the 'Best Poster' accolade to a research student under the mentorship of Dr. Sasitha. This recognition underscores the rigorous research endeavors undertaken at UWU and celebrates the academic excellence fostered by its dedicated faculty.

1.2.4.4 IEEE Innovation Nation Sri Lanka 2022

In the esteemed "IEEE Innovation Nation Sri Lanka 2022" competition, the team secured an admirable position, clinching the 1st Runner-up spot, highlighting their innovation prowess and dedication to technological advancements.

1.2.4.5 G17 Ambassador for Sustainable Cities and Communities

The Students of the Department of Science and Technology recognized the G17 Ambassador for Sustainable Cities and Communities initiative with several awards, including "Best Innovative Project" and "Best Impactful Project." It also received the accolade for the "Best Project of Goal Sustainable Cities and Communities," highlighting its dedication to promoting sustainable urban growth.

1.2.4.6 IEEE Regional Exemplary Student Branch Award 2022

Students from the Department of Science and Technology were honored in the IEEE Regional Exemplary Student Branch Award 2022. This award provides public recognition to IEEE Student Branches that have showcased outstanding operations, underscoring the department's commitment to excellence and alignment with the IEEE's mission.

1.2.4.7 SLASSCOM NATIONAL INGENUITY AWARDS

At the SLASSCOM NATIONAL INGENUITY AWARDS, "Trash For Trade" garnered significant recognition, securing the Runner Up position in the "Best UN17 SDG Initiative/Software Solution In the IT/BPM Sector" category. This national-level acknowledgment underscores the innovative approach of "Trash For Trade" in aligning with sustainable development goals and driving impactful change in the IT/BPM sector.

1.2.4.8 IEEE Boost Video Contest

Students from the Department of Science and Technology, within the Faculty of Applied Science, achieved notable recognition by securing the top position as the "Winner" in the IEEE Boost Video Contest. This accomplishment underscores their exceptional skills in video production and their dedication to excellence within the IEEE community.

1.2.5 Workshops, Seminars and Other programmes

1.2.5.1 Workshop on Quality Standardization for SMEs in Sri Lanka

On 27th October 2022, Uva Wellassa University played a pivotal role in advancing the competencies of Small and Medium-sized Enterprises (SMEs) in Sri Lanka by hosting a workshop focused on GAP, GM, HACCP, and ISO quality standardization. This initiative underscored the university's commitment to elevating industry standards and enhancing the knowledge base of SME manufacturers in the country, preparing them for both domestic and global market challenges.

1.2.5.2 Food Hygiene and Personal Hygiene Workshop

On 16th August 2022, the University College of Batangala hosted a workshop focusing on "Food Hygiene Practice and Personal Hygiene," emphasizing the significance of maintaining hygiene standards for health and safety.

1.2.5.3 First Farm Animal Breeding and Reproduction Forum

On 15th March 2022, Uva Wellassa University (UWU) hosted its inaugural "Farm Animal Breeding and Reproduction Forum." This event showcased the latest advancements in farm animal breeding and reproductive techniques, providing a platform for researchers, farmers, and industry professionals to engage in productive discussions and share knowledge.

1.2.5.4 Dairy Cattle Nutrition and Health Management Workshop

On 22nd November 2022, at the Ella Divisional Secretariat, the Department of Animal Science under the Faculty of Animal Science and Export Agriculture at Uva Wellassa University spearheaded a pivotal workshop on "Dairy Cattle Nutrition and Health Management for Small and Medium Scale Dairy Farmers." Organized in collaboration with the Department of Animal Production and Health (DAPH) of the Uva Province, the workshop aimed to provide these farmers with vital insights and best practices to optimize dairy production and ensure the well-being of their cattle.

1.2.5.5 Gas Welding Training Workshop

Dr. GWR Keerthiwansa actively participated in the "Teaching Staff Training – Gas Welding Training Workshop" held at the Mechanical Yard. This workshop, designed to elevate the skill set of the teaching staff, is a testament to Uva Wellassa University's commitment to ensuring that its educators remain at the forefront of practical expertise. Dr. Keerthiwansa's involvement not only signifies his dedication to continuous learning but also enriches the learning environment for the students under his tutelage.

1.2.5.6 Uva Province DRR Program 2022

In 2022, Asso.Prof. YNS Wijewardana actively engaged in the Uva Province Disaster Risk Reduction (DRR) Program. His participation highlighted the importance of academic expertise in regional development and disaster mitigation strategies. As a key contributor, Asso.Prof. Wijewardana brought forth valuable insights and methodologies, exemplifying Uva Wellassa University's commitment to fostering community resilience and sustainable development.

1.2.5.7 You Lead Entrepreneurship Development (TOT) - October 2022

From the 10th to the 14th of October 2022, Prof. K.G.C. Senarathna actively participated in the "You Lead Entrepreneurship Development (Training of Trainers)" program. Through his engagement, he showcased the pivotal role of academic expertise in the realm of entrepreneurial development. Prof. Senarathna's involvement in this initiative reflects Uva Wellassa University's commitment to nurturing a new generation of entrepreneurs, fostering economic growth, and driving innovation.

1.2.5.8 Drainage basin conservation -Asso. Prof. D.T. Udagedara

In January 2022, a vital initiative titled "Drainage Basin Conservation" was held in Badulla and Monaragala. Spearheaded by Asso. Prof. D.T. Udagedara from the Department of Applied Earth Science, the workshop was a collaborative effort with UNDP, emphasizing the significance of preserving drainage basins for ecological balance and sustainable development. Prof. Udagedara's leadership and expertise in this endeavor highlight the department's commitment to environmental conservation and its proactive role in addressing regional ecological challenges.

1.2.5.9 Disaster Risk Reduction program-Mr. W.A.P.P. Christopher

In October and November, Mr. W.A.P.P. Christopher contributed to the "Disaster Risk Reduction Program" organized by Uva Province's Disaster Management Committees, highlighting the importance of preparedness and collaborative efforts in mitigating potential disasters.

1.2.5.10 Acid Mine Drainage and REE Mitigation- Ms. D.J. Kottehewa

In May 2022, Ms. D.J. Kottehewa represented her expertise on an international platform in Lisbon, Portugal, addressing the topic of "Acid Mine Drainage and REE (Rare Earth Elements) Mitigation". Her participation underscores the significance of global discussions on environmental challenges and the role of professionals like Kottehewa in providing solutions to pressing global issues.

1.2.5.11 SOLEIL Synchrotron Beamtime for DiffAbs- Ms. D.J. Kottehewa

In September 2022, Ms. D.J. Kottehewa embarked on a significant research journey in France, where she actively engaged with the SOLEIL synchrotron beamtime specifically for DiffAbs studies. Her involvement underscores her dedication to pioneering research and the significance of utilizing advanced global facilities like the SOLEIL synchrotron to push the boundaries of scientific inquiry. International Conferences and Research Presentations:

1.2.5.12 (Eco)toxicology of REE - Ms. D.J. Kottehewa

In November, Ms. D.J. Kottehewa expanded her research footprint by presenting on the topic of "(Eco)toxicology of Rare Earth Elements (REE)" in Hamburg, Germany. Her involvement spotlights the international recognition of her expertise on this crucial subject and reinforces the importance of global discussions around the environmental implications of REE.

1.2.5.13 Going Global Partnerships: UNICYCLE Project

From January to September 26, 2022, the "UNICYCLE" project, under the Going Global Partnerships, witnessed a significant achievement by adding 46 undergraduates to the Active Citizens Global Alumni. This success stemmed from a collaborative effort between the British Council Sri Lanka, Glasgow Caledonian University, UK, and two local partner universities. The partnership showcased the potential of international collaboration in fostering global citizenship and broadening the horizons of local students.

1.2.6 Contribution to the environment Activities/Programmes

1.2.6.1 Member of the University Environment Committee

In her continued commitment to holistic institutional development, Asso.Prof. YNS Wijewardana actively served as a member of the University Environment Committee at Uva

Wellassa University, emphasizing the institution's dedication to environmental sustainability and stewardship.

1.2.6.2 Forest restoration Programme-Udakiruwa, Lunugala

The Science and Technology Department of Uva Wellassa University spearheaded a commendable initiative focused on environmental conservation. The Forest Restoration Programme, set in the serene landscapes of Udakiruwa, Lunugala, stands testament to the department's dedication to sustainable practices and ecological balance. Such endeavors underscore the university's commitment not just to academic and technological advancements, but also to the pressing environmental concerns of our times.

1.2.6.3 Becoming a Self Access Center at UWU

On the 22nd of November 2022, the Self Access Center at UWU became a hub for vital environmental discussions, thanks to Dr. A.A.G.D. Amarasooriya from the Department of Applied Earth Science. Serving as a resource person, Dr. Amarasooriya spearheaded a session focused on "Research Ethics and Plagiarism." Through this program, he emphasized the importance of maintaining integrity in environmental research and the consequences of unethical practices, thus equipping attendees with a deeper understanding of ethical considerations in the realm of environmental science.

1.2.7 Distance Learning

The Center for Distance and Learning at Uva Wellassa University made significant strides in 2022, becoming a cornerstone of accessible education. Throughout the year, the Center spearheaded innovative initiatives to facilitate remote learning, deploying cutting-edge technology and pedagogical methods. Online courses, workshops, and virtual events were seamlessly organized, creating an engaging and dynamic virtual learning environment. The Center's commitment to excellence was exemplified through the integration of digital resources and comprehensive support services, ensuring a high standard of education. Noteworthy was the Center's adaptability to changing circumstances, ensuring inclusivity for all students, regardless of their geographical location. In 2022, the Center for Distance and Learning emerged as a key driver of Uva Wellassa University's mission to provide transformative and accessible education.

1.2.7.1 External Degree Programms

The center is offering the following External Degree programmes widening the scope of education under the shelter of Uva Wellassa University.

1.2.7.1.1 Bachelor of Business Management (BBM) General (External) – 1st Intake

The Bachelor of Business Management (BBM) General (External) program successfully conducted mid-year examinations for its inaugural 1st intake. The physical exams, held on

university premises from November 06 to November 27, 2022, involved 62 eligible students. This milestone not only demonstrates the commitment of students to their academic journey but also reflects the university's effective administration and dedication to providing quality education to external students.

1.2.7.1.2 Bachelor of Business Management (BBM) General (External) – 2nd Intake

The second intake of the Bachelor of Business Management (BBM) General (External) program embraced a hybrid learning model, with both physical and online classes for the second half of the first year starting on October 16, 2022. The scheduled timetable was adhered to, exemplifying the university's commitment to adaptability and ensuring a quality education experience. This approach reflects the program's responsiveness to the evolving educational landscape and demonstrates resilience in providing enriched learning opportunities for students.

1.2.7.2 Certificate Courses and Diplomas

In 2022, Uva Wellassa University continued to diversify its Certificate Courses and Diplomas, offering specialized education in fields ranging from English proficiency and management to cutting-edge areas like nanotechnology and robotics. Following are the courses offered under its guidance.

- Certificate Course in English for School Leavers (Year 2022 – 9th Batch)
- Diploma in Management
- Diploma in Counseling & Psychology
- Advanced Certificate Course in Nanotechnology
- Certificate Course in Robotics and Arduino Programming
- Certificate Course in Gem Resource Management
- Certificate in Plant Tissue Culture
- Advance Certificate in Agri-Business Management
- Certificate in Agri-Food Supply Chain Management
- Certificate in Small & Medium Agri Ent. Management
- Certificate in Tea and Rubber Manufacturing Technology
- Certificate in Crop Mgt. of Tea and Rubber Plantations
- Diploma in Community Leadership

1.2.7.3 Upcoming External Degree programmes

In addition, CODL will launch the following two degree programs in the near future.

1.2.7.3.1 Bachelor of Information Technology BIT (External) Degree

The proposal for the Bachelor of Information Technology (BIT) External Degree, presented to the Standing Committee of the UGC on December 9, 2022, marks a significant step forward. The Coordinator effectively communicated the program's importance, reflecting the university's commitment to adaptability and innovation. This initiative addresses the evolving educational landscape by providing a flexible pathway for individuals to pursue a Bachelor's degree in Information Technology externally. The inclusion of the BIT (External) Degree in the annual report highlights the university's dedication to meeting the diverse needs of aspiring IT professionals while widening access to quality education.

1.2.7.3.2 Bachelor of Science General Degree BSc (External) Degree

The Bachelor of Science General (BSc) External Degree underwent scrutiny by the Management Committee of the UGC, with specific attention drawn to issues surrounding the title of the degree and the qualifier. In response, both the Coordinator and the Dean of the Faculty of Applied Sciences actively engaged with the concerns raised by the UGC. Their collaborative efforts aimed at addressing and resolving these issues underscore the university's commitment to maintaining the highest standards and responsiveness to regulatory considerations. The inclusion of this interaction in the annual report reflects the university's dedication to transparency and continuous improvement in academic offerings.

1.2.7.4 Launch of the new MSc degree programme

The Master of Science in Environmental Technology & Management programme was successfully launched on May 7, 2022, through a successful collaboration between the Postgraduate Unit of UWU and the Faculty of Applied Sciences. The programme offers lectures in a hybrid format, combining both in-person and online learning opportunities.

1.2.8 Career Guidance and Counselling Programmes

1.2.8.1 Programmes conducted by the Career guidance unit of the University

The Career Guidance Unit (CGU) plays a pivotal role in bridging the gap between academic pursuits and professional endeavors. Recognizing that the transition from academic life to a career is a significant milestone, the CGU offers a suite of services tailored to prepare students for the challenges and opportunities of the working world. Through an array of workshops, training programs, and one-on-one counseling sessions, the unit equips students with the necessary skills, knowledge, and mindset to navigate the competitive job market. Furthermore, by fostering collaborations with industry leaders, corporations, and alumni, the CGU ensures that students are not only well-informed about emerging industry trends

but also have ample opportunities for internships, placements, and networking. In essence, the Career Guidance Unit is dedicated to molding students into industry-ready professionals and confident future leaders. Following are some activities organised by the unit to enhance the path of career guidance of the future generation.

Date	Workshop/Event	Venue/Organizer
March 2022		
22/03/2022	Stress Management and Memory Development	Hali Ela Central College
27/03/2022	Teaching Tips for Dham School Teachers	Bellanwila Raja Maha Viharaya
April 2022		
01/04/2022	Leadership Training Programme	Bandarawela Central College
05/04/2022	How to Become a Social Attractive Person	Final Year Students, Faculty of Applied Science
07/04/2022	Leadership Training Programme	Northern Provincial Training Center
May 2022		
31/05/2022	'Motivedots' Physical Session 2022	Uva Wellassa University
June 2022		
29/06/2022	Productivity Way Through Leadership And Skill Development	Govt. Development Officers in Trincomalee by MDTU, Eastern Province
29/06/2022	Managing Stress in an Economic Crisis	Dept. of Decision Sciences, University of Sri Jayawardhanapura
July 2022		
01/07/2022	Career Guidance & Skill Development	For Final Year Students, Faculty of Export Agriculture & Animal Science
	'Vitaclinks' 2022 Photography Competition	Organized by the Student Support Centre, Faculty Of Applied Sciences, UWU
15/07/2022	Developing Self Esteem & How to Become a Social Attractive Person	Organized By the Faculty of Management, UWU
August 2022		
09/08/2022	Career Management and Development	3rd Year Undergraduates, Human Resource Management, Faculty of Management, UWU
30/08/2022	Session of 'counseling psychology'	Delivered to the training officers of police training college Borlanda
September 2022		
12.09.2022	Effective Communication Skills	For Government Development Officers of Trincomalee District. Organized by MDTU of Eastern Province

5/06.08.2022	උපාධිධාරී ව්‍යවසායකත්ව උද්‍යෝග 2022	Recourse Person: Mr. D.B Jayathilake (Master Trainee) & Mr. P.K Suren (Assistant Trainee). Resources by NEDA
Oct/Nov 2022		
11.11.2022	ළමා අපයෝජනය වැළැක්වීම	Red Cross Program
11.11.2022	Stress Management Program	Second Year Students, Faculty Of Applied Science, Uva Wellassa University
10/11/14.11.2022	The Psychological Mechanism of University Ragging	For First Year students, Faculty of Applied Sciences
04/05/06.10.2022	Workshop in Boralanda police Training School	For Final Year Students, Uva Wellassa University

1.2.8.2 Career Guidance and Councelling Programmes organized by the Faculties

1.2.8.2.1 Career Guidance Workshop – Boralanda

Dr. GWR Keerthiwansa contributed to the Career Guidance Workshop in Boralanda, underscoring Faculty of Technological Studies 's dedication to directing students towards fruitful careers.

1.2.8.2.2 Faculty Carrier Guidance adviser

In 2022, Asso.Prof. YNS Wijewardana took on the significant role of Faculty Career Guidance Adviser at Faculty of Technological Studies ,Uva Wellassa University, showcasing his dedication to guiding students towards prosperous professional paths.

1.2.8.2.3 Psychological Counseling – Student Counselor

Eng. PGSR Wijetunga actively contributed to the role of Student Counselor, offering Psychological Counseling services at Faculty of Technological Studies, Uva Wellassa University, underlining his dedication to supporting the mental well-being of students.

1.2.8.2.4 AD Victoria 2022, Steps to Success

On the 4th of October 2022, the Career Guidance Unit of Uva Wellassa University organized the event "AD Victoria 2022, Steps to Success" at the Police Training School in Boralanda, Welimada. Specifically tailored for the institution's final year students of the Faculty of Technological Studies, this initiative aimed to equip attendees with crucial knowledge and skills, setting them on a path to professional success after graduation.

1.2.8.2.5 Workshop on smoothing the startups bottlenecks

Dr. A.A.G.D. Amarasooriya On the 24th of June 2022, at the UWU Tech Faculty Lecture Theatre, an essential workshop titled "Smoothing the Startups Bottlenecks" was conducted,

focusing on the topic of "How to Start Your Own Business". Led by Dr. A.A.G.D. Amarasooriya from the Department of Applied Earth Science, this session aimed to equip students with the knowledge and tools required to navigate the initial challenges of entrepreneurship. Such initiatives reiterate the Faculty's dedication to not only impart academic knowledge but also provide practical guidance for students' career trajectories.

1.2.9 Staff Development Programmes

1.2.9.1.1 Workshops on Leave to University Staff and Disciplinary Procedures

In an effort to enhance staff development and ensure clarity in university procedures, two workshops on "Leave for University Staff and Disciplinary Procedures" were conducted by Mr. MF Hibathul Careem, Registrar, for UWU staff members. Taking place on June 08 and June 22, 2022, under the auspices of the Staff Development Centre, these workshops provided valuable insights into leave policies and disciplinary procedures, fostering a more informed and efficient university workforce.

1.2.10 Library

1.2.10.1 Library Collection

At present, the Library is catering to over 4600 users including both students and staff. It provides library users community with quality services and access to right information in an efficient way for teaching and learning environment.

The present Library collection encompasses over 25,000 printed and non-printed materials. It possesses a collection covering a vast area of subject disciplines in Computer Science, Philosophy, Economics, Business Studies, Management, Human Resource Management, Finance, Tourism, Physics, Chemistry, Mathematical Science, Engineering, Technology, Agriculture, Animal Sciences, Aquaculture, Fisheries etc.

Library uses Dewey Decimal Classification (DDC) 23rd edition to classify the books. The Library provides services through Permanent Reference (PR) Section, Lending Section, Periodical Section and E-resource and Information Communication Technology (ICT) Section, Special Collection Section, Reading Area, and Information and learning Commons etc. Uva Wellassa University Library initiated the Library Database Management System (KOHA Open Source System) for save the time of the users and better library services.

1.2.10.2 Library Usage

Month	Lending Section Usage of Students	Lending Section Usage of Staff	Permanent Reference Section	E-Resources & ICT Section Usage	Library Visits	Information & Learning Commons Section Total Usage
January	24	63	47	12	157	497
February	48	61	141	6	164	302
March	39	95	152	8	389	355
April	75	51	172	8	215	173
May	220	51	207	19	285	656
June	417	71	297	37	585	1250
July	14	52	30	11	165	270
August	32	111	85	16	145	320
September	461	92	159	18	290	402
October	902	71	82	27	160	395
November	0	0	0	0	305	301
December	889	70	204	20	1800	280
Sub Total	3121	788	1571	182	4660	5201

1.2.10.3 Quality Assurance Steps carried out at the University Library

A workshop on “Office Etiquettes” was conducted by Vice Chancellor, Uva Wellassa University /Prof. Jayantha Lal Ratnasekera on 23.05.2022 at Uva Wellassa University Premises for library staff members and other staff members of the University.

This workshop was organized by Dr. KMRK Kulathunga, Coordinator/ Library Quality Assurance Cell in collaboration with the Staff Development Center of the Uva Wellassa University.

A workshop on “University Administrative Procedures” was conducted by Registrar, Uva Wellassa University /Mr. M.F. Hibathul Careem on 24.05.2022 at Uva Wellassa University premises for library staff members and other staff members of the University.

This workshop was organized by Dr. KMRK Kulathunga, Coordinator/ Library Quality Assurance Cell in collaboration with the Staff Development Center of the Uva Wellassa University.

1.2.10.4 Students Support Services

Uva Wellassa University Library Orientation Programme for School Students were conducted for the following schools

- Bandarawela Central College, Badulla
- Sujatha Balika Jathika Paasala, Galagedera, Kandy
- Kathaluwa Central College, Galle

1.2.10.5 Special Workshops and Training Programmes on Library

A training programme on “How to generate barcode number for library furniture” conducted by Ms. H.A.I. Kaushalya 1st year Computer Science Student of Uva Wellassa University on 27th June 2022 for Library staff at Library premises.

1.2.11 Sports Activities

1.2.11.1 Vice Chancellor’s Challenge Trophy Badminton Tournament UWU-2022

The Physical Education Unit of Uva Wellassa University organized Vice Chancellor’s Challenge Trophy Badminton Tournament on 15th March 2022. It was held for the second consecutive year at Uva Wellassa University indoor badminton court. This challenge trophy was played against Sabaragamuwa University and Uva Wellassa University won by a landslide. Uva Wellassa University won eleven matches out of fifteen.

1.2.11.2 Wellassa Ella Battle – 2022

The Physical Education Unit of Uva Wellassa University organized the Wellassa Elle Battle on 26th June 2022 at the UWU playground. Seven teams for men’s and four women’s team participated.

Championship	Winners
Men- Champion	Department of Management Sciences and Department of Tourism Studies students
Men - Runner Up	Department of Engineering Technology Students
Women - Champion	Faculty of Technological Studies students
Women Runner Up	Faculty of Applied Sciences students

1.2.11.3 Gold Cup and Silver Cup Football Championship – 2022

Sri Lanka University Football League had organized the Gold Cup and Silver Cup Football Championship 2022 in collaboration with Sri Lanka Football Federation. UWU Football team reached the fourth place in Gold Cup Championship 2022.



1.2.11.4 Under 23 Junior National Basketball Championship 2022

Basketball selection trial has organized by the basketball subcommittee of SLUSA to select Sri Lanka National University basketball team for the aforementioned Championship. The selection trial was held 14th October 2022 at University of Peradeniya. M.O.R. Makavita, (UWU/HTE/21/067) Faculty of Management has been selected for combined university basketball team.

1.2.11.5 Subra Supper 7's

Subra Supper 7's Invitational rugger tournament was held 15th October 2022 at Sabaragamuwa University 11 universities participated in this tournament. Uva Wellassa Rugger team won the plate runner up in this tournament.

1.2.11.6 Carrom Tournament

The Physical Education Unit of Uva Wellassa University had organized the **GRAND SLAM** carom tournament 15th October 2022 at the UWU gymnasium. In this tournament all department students were participated. Four men teams and four women teams participated for the grand slam tournament.

1.2.11.7 Inter University Taekwondo Championship – 2022

Inter University Taekwondo Championship - 2022 was held on 10th and 11th December, 2022 at the new gymnasium, University of Moratuwa. UWU Taekwondo men and women teams participated and won third place for 57 – 62 Kg women sparing category by Ms. L.N. Edirisinghe. (UWU/PLT/18/064) Faculty of Animal Science and Export Agriculture)

1.2.11.8 Vice Chancellor's Challenge Trophy Badminton Tournament SEUSL- 2022

The Physical Education Unit of South Eastern University organized Vice Chancellor's Challenge Trophy Badminton Tournament on 18th October 2022. It was held at South Eastern University indoor badminton court. This challenge trophy was played against South Eastern University and Uva Wellassa University won by a landslide.

1.2.11.9 Country Representation - National Women's Football Team Media Manager

Mr..MCM.Risvi – Instructor in Physical Education, UWU has appointed as the Media manager for the Sri Lanka Senior National Women's Football Team for the SAAF Championship 2022, it was held on 6th to 19th September 2022 at Nepal Kathmandu.

1.2.11.10 Media Officers' Seminar

Mr.M.C.M..Risvi – Instructor in Physical Education, UWU has successfully participated at the FIRST LOCAL MEDIA OFFICER SEMINAR organized by South Asian Football

Federation for representing Sri Lanka, it was held on 4th September 2022 in Kathmandu, Nepal.



1.2.12 Entertainment: Towards a Balanced Life



1.2.13 Community Outreach Programmes

1.2.13.1 Empowering Youth as Agri-Entrepreneurs

On October 27, 2022, at the Agrarian Services Center in Kumbalwela, Uva Wellassa University took a commendable step in its community outreach endeavors by spearheading the "Empowering of Youth as Agri-Entrepreneurs" initiative. Orchestrated in collaboration with the Smallholder Agri-business Partnership Programme (SAPP), the event saw active participation from all stakeholders of the UWU-Integrated Community Development Project (UWU-ICDP). This initiative serves as a testament to the university's commitment to nurturing young entrepreneurial talent in agriculture and fostering sustainable community development.

1.2.13.2 Seminars for 2022 GCE A/L batch, focusing on Combined Maths

The students from the Science and Technology Department of Uva Wellassa University demonstrated their commitment to community outreach and education empowerment. On December 7th at Vishaka MV, Badulla, and later on December 19th at Malwattawala MMV, Wellawaya, they conducted seminars for the 2022 GCE A/L batch, focusing on Combined Maths. These seminars were not just a testament to the academic expertise present within the university but also highlighted the institution's dedication to fostering educational growth in the broader community. By bridging the gap between institutional knowledge and the community's educational aspirations, the students showcased their genuine commitment to societal upliftment.

1.2.13.3 Educational and Technical Gathering: Empowering Tea Planters

On November 14, 2022, Uva Wellassa University hosted an enriching "Educational and Technical Gathering" for the members of the Low Country Tea Planters' Association. This event fostered dynamic dialogues between the tea planters and Uva Wellassa academia with the objective of enhancing the planters' skills in tea cultivation management and product value addition. Moreover, it provided a unique platform for these industry professionals to share their invaluable experiences with third-year undergraduate students pursuing BSc Hons in Tea Technology and Value Addition. This collaborative endeavor not only bridged the gap between academic learning and industry practices but also brought together diverse expertise for a holistic learning experience.

1.2.13.4 Baseline Survey on Livestock Farming: UWU-ICDP

On November 22, 2022, at the Ella Divisional Secretariat, a pivotal baseline survey on livestock farming was conducted under the aegis of the UWU-Integrated Community Development Project (UWU-ICDP). This survey, a collaborative effort between Uva Wellassa University and the Department of Animal Production and Health (DAPH) of Uva Province, aimed to gather essential data and insights to guide the project's objectives and future interventions in livestock farming within the community.

1.2.13.5 Agri Farm Clinic and Baseline Survey

On 17th August 2022, the Agrarian Services Center in Kumbalwela was the venue for a community-centric "Agri Farm Clinic and Baseline Survey." Orchestrated under the guidance of the UWU-Integrated Community Development Project (UWU-ICDP), this initiative aimed to engage the community actively, gather critical insights, and ensure that the project's objectives align with the on-ground needs and aspirations of the local agrarian populace.

1.3 Uva Wellassa University (UWU) Future Plan for 2022:

1. Regional Development:

- Actively work as a strategic partner in the Uva Province, launching initiatives to drive regional economic growth, social development, and environmental sustainability.

2. Academic Excellence:

- Enhance the quality of existing degree programs by seeking accreditations from reputed national and international professional institutes.
- Launch at least two new multi-disciplinary courses and/or degree programs aligned with the market demands and global standards.

3. Faculty and Staff Development:

- Recruit at least 10% additional qualified faculty members in core disciplines to meet the growing academic demands.
- Invest in continuous professional development programs to retain and enhance the skills of the existing workforce.

4. International Collaborations:

- Seek partnerships with at least three international universities to facilitate student exchange programs and joint research ventures.
- Sign at least two MOUs with foreign research institutes, prioritizing collaborative research and knowledge exchange.

5. Infrastructure and Facilities Enhancement:

- Initiate the construction of the Agriculture & Animal Husbandry Farms and lay the foundation for the Sports Complex.
- Prioritize the establishment of a well-equipped Mentoring and Counseling Unit.
- Begin the development of new hostel complexes with a focus on eco-friendly designs and modern amenities.

6. Technology and Systems Integration:

- Roll out the web-based Management Information System (MIS) with University Resource Planning (URP) facility.
- Prioritize staff and faculty training for the efficient use of the MIS and URP systems.

7. Land Acquisition and Expansion:

- Complete the acquisition process for the 2 acres designated for staff accommodation.

- Initiate the infrastructure groundwork for the proposed Medical Faculty on the acquired 5 acres of land.

8. Medical Faculty Progress:

- Actively liaise with the University Grants Commission to expedite the approval process for the MBBS program curriculum.
- Begin infrastructure planning and resource allocation for the establishment of the Medical Faculty once the curriculum gets approved.

9. Student Life and Welfare:

- Launch a comprehensive student welfare program, focusing on mental health, career guidance, and extracurricular development.
- Actively work on strategies to attract foreign students, with a focus on the faculties of science, technology, agriculture, and management.

1 Students and Resources

2.1 Summary of Students and Human Resources

Faculty	Degree Programmes	Students	Academic Staff	Non-Academic Staff
Animal Science and Export Agriculture	Animal Science	265	72	31
	Export Agriculture	250		
	Tea Technology and Value Addition	288		
	Aquatic Resources Technology	175		
	Palm & Latex Technology and Value Addition	211		
Applied Sciences	Science and Technology	226	64	23
	Computer Science & Technology	332		
	Industrial Information Technology	316		
	Mineral Resources and Technology	260		
Management	Entrepreneurship and Management	325	32	04
	Hospitality, Tourism and Events Management	187		
	Human Resource Development	347		
Technological Studies	Engineering Technology	414	23	14
	Biosystems Technology	416		
	Information and Communication Technology	186		
Total		4198	191	72

2.2 Enrolment of Students

The evolution of Uva Wellassa University (UWU) was further underscored in 2022 with a marked increase in student enrolment across its array of degree programs. Each program continued its trend of attracting a considerable number of students, with most boasting an intake surpassing 100 enrollees. Through all these advancements, 2022 exemplified UWU's dedication to delivering top-tier education and fulfilling the academic aspirations of its growing student community.

2.2.1 Total Enrolment of Local Students to Internal Undergraduate Degree Programmes (as at 31.12.2022)

Faculty	Degree Programmes	Medium	1st Year	2nd Year	3rd Year	4th Year	Total
Animal Science and Export Agriculture	Animal Science	English	83	82	54	46	265
	Export Agriculture		80	75	49	46	250
	Tea Technology and Value Addition		92	80	59	57	288
	Aquatic Resources Technology		40	57	43	35	175
	Palm & Latex Technology and Value Addition		59	62	50	40	211
Applied Sciences	Science and Technology		76	67	41	42	226
	Computer Science and Technology		100	109	59	64	332
	Industrial Information Technology		103	94	64	55	316
	Mineral Resources and Technology		81	83	51	45	260
Management	Entrepreneurship and Management		103	99	60	63	325
	Hospitality, Tourism and Events Management		103	84	-	-	187
	Human Resource Development		122	102	64	59	347
Technological Studies	Engineering Technology		117	123	87	87	414
	Biosystems Technology		124	126	82	84	416
	Information and Communication Technology		94	92	-	-	186
Total			1,377	1,335	763	723	4,198

2.2.2 New Entrants to Internal Undergraduate Degree Programmes in 2022 - Local Students

Faculty	Degree Programmes	Year of Intake	Proposed Intake	Actual No. Registered
Animal Science and Export Agriculture	Animal Science (ANS)	2019/2020	108	85
	Export Agriculture (EAG)		105	93
	Tea Technology and Value Addition (TEA)		112	59
	Aquatic Resources Technology (AQT)		114	82
	Palm & Latex Technology and Value Addition (PLT)		104	41
Applied Sciences	Science and Technology (SCT)		107	82
	Computer Science and Technology (CST)		101	100
	Industrial Information Technology (IIT)		100	103
	Mineral Resources and Technology (MRT)		106	83
Management	Entrepreneurship and Management (ENM)		101	103
	Hospitality, Tourism and Events Management(HTE)		107	122
	Human Resource Development (HRD)		85	102
Technological Studies	Engineering Technology (BET)		121	124
	Biosystems Technology (BBST)		118	117
	Information and Communication Technology (ICT)		100	93
Total			1589	1389

2.2.3 Total Enrolment and New Entrants to External Undergraduate Degree Programmes (as at 31.12.2022)

Programme of study	Year of study	New Entrants (January – December 2022)			Student Enrolment (total no. of registered students)		
		Male	Female	Total	Male	Female	Total
Bachelor of Business Management (BBM)	2019/2020	-	-	-	83	88	171
Bachelor of Business Management (BBM)	2021/2022	87	146	233	170	234	404

2.2.4 Total Enrolment of Local Students to Postgraduate Degree Programmes (as at 31.12.2022)

Name of the Faculty	Programme of Study	New Entrants (January – December 2022)			Student Enrolment (total no. of registered students)		
		Male	Female	Total	Male	Female	Total
Animal Science and Export Agriculture	MPhil in Agricultural Production and Processing	-	-	-	-	-	-
	MPhil in Agriculture Economics, Extension and Agriculture Management	-	-	-	-	-	-
	MPhil in Aquaculture and Fisheries	-	-	-	-	-	-
	Mphil in Food Science and Technology	-	-	-	-	-	-
Applied Sciences	MSc in Environmental Tech & Mgt	16	7	23	-	-	-
	MPhil in Life Sciences	2	2	4	-	-	-
	MPhil in Physical Sciences	-	-	-	-	-	-
	MPhil in Computer Sciences	-	2	2	-	-	-
	MPhil in Earth Sciences	-	-	-	-	-	-
	PhD in Life Sciences	-	-	-	-	-	-
Management	Masters in Business Administration	13	9	22	-	-	-
	MPhil in Economics	1	1	2	-	-	-
	Mphil in Entrepreneurship	-	-	-	-	-	-
Technological Studies	Mphil in Plant Science	-	-	-	-	-	-
	Mphil in Synthesis of Catalytic Nanostructure Materials	-	4	4	-	-	-
	PhD	1	-	1	-	-	-
Total		32	29	61	42	53	95

2.3 Graduate Output – 2022 (at the General Convocation 2020 held on 25.03.2022)

Faculty	Degree Programmes	Year 2021		
		Male	Female	Total
Animal Science and Export Agriculture	Animal Science (ANS)	14	19	33
	Export Agriculture (EAG)	16	26	42
	Tea Technology and Value Addition (TEA)	8	14	22
	Aquatic Resources Technology (AQT)	7	29	36
	Palm & Latex Technology and Value Addition (PLT)	2	22	24
Sub Total		47	110	157
Applied Sciences	Science and Technology (SCT)	13	16	29
	Computer Science and Technology (CST)	25	30	55
	Industrial Information Technology (IIT)	17	38	55
	Mineral Resources and Technology (MRT)	20	14	34
Sub Total		75	98	173
Management	Entrepreneurship and Management Studies (ENM)	19	40	59
	Hospitality, Tourism and Events Management (HTE)	29	30	59
Sub Total		48	70	118
Technological Studies	Engineering Technology (BET)	38	18	56
	Biosystems Technology (BBST)	10	70	80
Sub Total		48	88	136
Total		218	366	584

- In total, UWU produced 584 graduates in 2021, with the Applied Sciences Faculty leading with 173 graduates. The Animal Science and Export Agriculture Faculty followed closely, contributing 157 graduates. Meanwhile, the Technological Studies and Management Faculties showcased 136 and 118 graduates, respectively. It's notable that the majority of programs saw a higher number of female graduates compared to their male counterparts, highlighting the university's inclusive educational approach and the growing interest of female students in various disciplines. This consistent growth in graduate numbers demonstrates UWU's unwavering commitment to providing quality higher education to the nation.

2.3 Hostels

2.4.1 University Owned Hostels

Name	Loation	Capacity			Fee Per Student per Year (Rs.)
		Male	Female	Total	
Corel Beauty	University Premises	140	-	224	5,000.00
Silver Tips		84	-		
Blue Sapphire		-	140	280	
Cattleya		-	140		

- At present, hostel facilities are provided to 1st year, 3rd year and 4th year students by the university. 504 students are accommodated in the university owned inside hostels and other students are provided rented hostels.
- The list of rented student hostels and the student capacity of those hostels are shown in the table 2.4.2. Hostel fee for a student who resides inside hostels is Rs. 5000 per year, while students who are given outside rented hostels pay Rs. 3500.

2.4.2 University Rented Hostels

No	Location	Rental cost per Year	No. occupied as at 31st December 2022			Fee per Students/per Year
			Male	Female	Total	
1	Mr.L.G.S.Rohana, No C 192/1,Badulupitiya,Badulla	882,000		21	21	3,500
2	Mr.Y.M. Dayananda, Madura,Kajuwaththa,Ramukpotha,Badulla	529,200	15		15	3,500
3	Uva Education Cooperation Society, No 24,Rescoos Road,Badulla	642,600	22		22	3,500
4	Mr P.C, Somathilaka No 79/3,Madawaththa,Rabukpotha,Badulla	1,140,000	25		25	3,500
5	Mr M.G Sanath No 25A,Water Tank road,Hindagoda,badulla	480,000		18	18	3,500
6	Ms W.H.D.V.T Madurangi No 73A,B,Badulusirigama,Badulla	925,500	22		22	3,500
7	Mr.A.J.M. Illiyas No 125/21,Passara Road,Badulla	2,100,000	45		45	3,500
8	Mr K.K.D.G.S Lanka No 03,Bandarapura,passara Road,Badulla	1,260,000		27	27	3,500
9	Mr S.J.M.N.U.K.Samarakoon Mati Kumbura,2nd Mile post,Passara Road, Badulla	1,386,000		27	27	3,500
10	Mr A.M. Karunarathna T Bandara Kalayathanaya, Batawaththa, Rabukpotha, Badulla	396,900	12		12	3,500
11	Mr M.J.K.C.Anuruddhika No 07,Sirimalgoda Ela Rd,Hindagoda,badulla	540,000		15	15	3,500

12	Ms,W.S.A Wickramarachchi No37/A/1/1,Uyanwaththa,Hanwella,Badulla	1,159,200		34	34	3,500
13	Mr.A.M.S.Aththanayake No4A,Water Tank Road,Hindagoda,Badulla	660,000		24	24	3,500
14	Mr.B.C.Rodrigo,No. 243, mahiyangana Road, Badulla	504,000		21	21	3,500
15	Ms N.C Nadeeshani Parana Kobo Road,Jayagama	1,653,750	37		37	3,500
16	Ms.,W.S.M.N.D.K. Gunasekara No 61/2,Passara Road,Udawela,Badulla	1,986,000	50		50	3,500
17	Ms M.M.Malavipathirana No 61,2/1,Sethapuma,Udawela,Passara Road, Badulla	3,300,000	64		64	3,500
18	Mr.D.M.S.M.B. Disanayaka, No.70,Badulusirigama, Badulla	720,000		28	28	3,500
19	Mr S.H.T Dasantha De Silva, No 79/2,Rabukpotha,Badulla	1,680,000	33		33	3,500
20	Ms D.S.M.Rodhriogo No 82/2,Rabukpotha,Pansala Asala, Walawwaththa, Rabukpotha	730,800		15	15	3,500
21	Mr A.H.R Silva No 62/1,Badulusirigama,Badulla	528,000		17	17	3,500
22	Mr.P.R.C.Nishantha,No 54,Moragaha Ella,Rabukpotha,Badulla	756,000	16		16	3,500
23	Mr D.M.B.J.T.Aberathna 1/80,Pansala Road,Rabukpotha,Badulla	2,816,000		55	55	3,500
24	Mrs.H.A.R. Kumari, Sampath Sevana,Walawwaththa,Rabukpotha,Badulla	2,778,300		52	52	3,500
25	Ms M.R.S Aththanayake, Kedella Hostel,Waththa,Rabukpotha	3,540,600		60	60	3,500

26	Mr K.A.Piyal,Piyal Moto Engineer,Nugayaya,Wallawaya	1,680,000	30		30	3,500
27	Ms.D.M.M.Hemalatha, No 358/27,Passara Rd, Hindagoda,Badulla	2,310,000	46		46	3,500
28	Ms. D. Thennakoon, No 29/B, Hanwalla Road, Badulla	348,000		16	16	3,500
29	Mr.A.M.Danapala Attanayaka, No 18Hitha Mithuru Moters, Passara Road, Badulla	900,000		24	24	3,500
30	Mr M.M Ranjith No 7,Galkotuwa Watta,Rambukpotha,Badulla	546,000	15		15	3,500
31	Mr R.R Jayathilaka,No 3,Kajuwatta,Rambukpotha,Badulla	756,000		16	16	3,500
32	Mr Iduris Muharis Kamaladeen,No 09,Thelbadda Rd,Passara Rd,Badulla	1,058,400	26		26	3,500
33	Mr D.P.M Weerasigha, Kajuwatta,Rambukpotha,Badulla	1,455,300		33	33	3,500
34	Mr. J.M.D Kushan Malinda, No 62,Badulusirigama,Badulla	1,008,000		27	27	3,500
35	D.M.Kusumawathi, No 46, Forest lane, Jayagama, Passara road, Badulla	466,200	10		10	3,500
36	Mr.W.H.D.I. Prasad, No 421, Passara road, Hindagoda, Badulla	1,953,000	38		38	3,500
37	Ms.A.M.N.S. Attanayaka,No 471, /A, Sirimalgoda ela road, Badulla	1,958,040		42	42	3,500
38	Mr.T.J. Silva, No 23, Bogahakumbura, Rambukpotha, Badulla	979,020	20		20	3,500

39	Lanka Jathika Sarvodaya, Sramadana Sangamaya, Sarwodaya District Centre, No 47, Springwelly Road, Badulla	1,165,500		25	25	3,500
40	W.P.W.R. Warnakulasooriya, No 64/3, Bandarapura, Passara road, Badulla	1,146,600		27	27	3,500
41	Mr. V.P.A . Iroshan, No.48, Rambukpotha, Badulla	2,106,000		45	45	3,500
42	Mr.T.M.Dingiribandara, No 15/A, Jalatankiyapara, Hindagoda, Badulla	318,000		12	12	3,500
43	Mr.D.P.S.P.Peiris, No.58, Passara Road, Hindagoda, Badulla	3,120,000		65	65	3,500
44	Mr.A.M.M.Pathmakara, Wanasanrakshana lane, Jayagama, Badulla	2,160,000		40	40	3,500

2.5 Scholarships

2.5.1 Mahapola & Bursaries – 2022

Faculty	Year of Intake	Year of Study	No. of Recipients	
			Mahapola	Bursary
Animal Science and Export Agriculture	2019/2020	1	49	142
	2018/2019	2	6	139
	2017/2018	3	21	111
	2016/2017	4	12	111
Applied Science	2019/2020	1	107	89
	2018/2019	2	54	58
	2017/2018	3	45	72
	2016/2017	4	54	62
Management	2019/2020	1	50	120
	2018/2019	2	32	48
	2017/2018	3	20	63
	2016/2017	4	59	27
Technological Studies	2019/2020	1	149	102
	2018/2019	2	91	33
	2017/2018	3	80	50
	2016/2017	4	101	27
Total			930	1254

- The Mahapola Scholarship, a government-led initiative, financially assisted numerous deserving students, aiding them in pursuing their undergraduate studies without fiscal hindrance. Mahapola Scholarship is made up of a combined contributions of Mahapola Trust Fund Rs. 2,600 (merit) or Rs. 2,550 (ordinary) plus University Grants Commission Rs. 2450. Hence, in total, a student receives a sum of Rs. 5050 per installment for merit and Rs. 5000 for ordinary scholarship.
- At the same time, the bursary scholarships were extended to students facing economic hardships, ensuring that no brilliant mind is left behind due to financial constraints and under Bursary scholarship Students are paid Rs. 4000 as full and Rs. 3,900 as half scholarship. Selection process for the Bursary Scholarship is carried out by university and the fund is released by the UGC.
- Both the scholarship Payments are made in 10 installments per academic year. And these scholarships have not only eased the burden on students and their families, but they've also reinforced our university's core value of promoting inclusive education.

2.5.2 Other Scholarships – 2022

Name of the Scholarship – 2022	Faculty	No. of Recipients
Chancellor' s Scholarship	Animal Science and Export Agriculture	2
	Applied Science	1
	Management	2
	Technological Studies	2
Presidential Scholarship for Foreign Students	Animal Science and Export Agriculture	-
	Applied Science	-
	Management	-
	Technological Studies	-
Chinese Ambassador Scholarship	Animal Science and Export Agriculture	-
	Applied Science	-
	Management	-
	Technological Studies	-
Endowed Scholarships	Animal Science and Export Agriculture	-
	Applied Science	-
	Management	-
	Technological Studies	1
Total		8

- In 2022, Uva Wellassa University awarded the Chancellor's Scholarship to seven students across four faculties. While the Presidential Scholarships for Foreign Students and Chinese Ambassador Scholarships were introduced, no allocations were made this year. Additionally, an Endowed Scholarship was granted to a student from the Faculty of Technological Studies, emphasizing the university's commitment to academic excellence and inclusive education.

3 Human Resources

The human resources of Uva Wellassa University encapsulate a diverse and vibrant community of educators, researchers, and administrative staff. Their collective skills and dedication serve as the backbone of our institution, driving us towards new heights in both academic and extracurricular endeavors.

The number of permanent staff members belong to each service category in the year 2022 is as follows.

	Service Category	Salary Code	Approved cadre	Actual Cadre
Senior Level	Senior Professors	U-AC 5	253	1 (<i>Vice Chancellor</i>)
	Professors/Senior Professors	U-AC 5		15
	Associate Professors	U-AC 4		1
	Lecturer	U-AC 3		171 *
	Library Staff	U-AC 3		3
	Senior Executives	U-EX 3	2	2
	Middle Level Executives	U-EX 2(a)	13	3
	Middle Level Executives	U-EX 2		3
	Chief Medical Officer	U-MO 2	0	0
	Medical Officer	U-MO 1	2	1
Sub Total			270	200
Tertiary Level	Junior Executive/Managers	U-EX 1	17	10
	Academic Support – Segment 1	U-AS 2	8	9
	Academic Support – Segment 2	U-AS 1	2	0
Sub Total			27	19
Secondary Level	Staff Assistant/Supra & Senior Staff Assistant	U-MN 4	0	2
	Associate Officers – Segment 1	U-MN 3	5	4
	Associate Officers – Segment 2	U-MN 2	5	3
	Management Assistant - Non Technical	U-MN 1	78	70
	Management Assistant – Technical	U-MT 1	41	27
Sub Total			129	106
Primary Level	Primary Grade – Skilled	PL-3	8	4
	Primary Grade – Semi skilled	PL-2	30	27
	Primary Grade – Unskilled	PL-1	32	27
Sub Total			70	58
Total			496	383

Note: *03 Temporary Lecturers recruited under UGC Circular 935 are included under “Lecturer” category.

3.1 Academic Staff

The academic staff at Uva Wellassa University represents a blend of seasoned educators and dynamic young scholars, each bringing their unique expertise and perspectives to our educational environment. Their dedication to imparting knowledge, coupled with their active involvement in research, has been instrumental in fostering a culture of academic excellence and innovation within the university. Their continuous efforts in shaping inquisitive minds and preparing students for global challenges underscore the institution's commitment to delivering world-class education.

The number of academic staff members served in each category in the year 2022 is as follows.

Faculty	Medium	Senior Professors	Professors	Associate Professors	Senior Lecturers (SL)		Lecturers	Lecturers (Prob.)	Temp. Lecturers (TL)/ Demonstrators (TD)/Instructor	
					Gr I	Gr II			TL	TD
Animal Science and Export Agriculture	English	0	7	0	8	27	7	24	3	36
Applied Sciences	English	0	5	2	8	16	4	29	6	25
Management	English/ Sinhala/ Tamil	0	4	0	4	11	2	8	13	01
Technological Studies	English	0	2	1	1	6	0	13	3	11
Total		0	21		81		13	74	98	

3.2 Administrative Staff

The administrative staff at Uva Wellassa University serves as the essential backbone, ensuring the smooth and efficient functioning of the institution. Their roles, often behind the scenes, encompass everything from managing university resources and coordinating events to handling admissions and academic records. Their dedication to upholding the university's standards and their unwavering support to both students and academic staff are paramount in ensuring that the institution runs seamlessly and continues to thrive in its academic and extracurricular pursuits.

The number of administrative staff members served in each category for the year 2022 is as follows.

Designation	Approved Cadre	Actual Cadre
Vice-Chancellor	01	01
Registrar	01	01
Bursar	01	01
Deputy Registrar	01	00
Senior Assistant Registrar / Deputy Registrar	05	03
Senior Assistant Bursar / Deputy Bursar	04	01
Medical Officer/ Senior Medical Officer	02	01
Senior Assistant Internal Auditor/ Assistant Internal Auditor	01	01
Director/Physical Education	01	01
Chief Marshall	01	00
Assistant Registrar	07	06
Assistant Registrar (Library Service)	01	01
Assistant Registrar (Legal & Documentation)	01	00
Assistant Bursar	03	03*
Statistical Officer	01	01
Works Engineer	01	01
Curator (Landscape)	01	00
Project Manager	01	01**
Chief Security Officer	01	01***
Total	35	24

- Temporary Basis – 02
- ** On Part time Basis – 01
- *** 01 Security Inspector on Assignment Basis instead of Chief Security Officer.

3.3 Library Staff

The library staff at Uva Wellassa University are the unsung heroes of our academic journey. They manage a vast repository of knowledge, ensuring that resources are accessible, organized, and updated. Their expertise in curating and disseminating information aids both students and faculty in their research and academic endeavors. Moreover, their commitment to fostering a conducive learning environment within the library premises highlights their pivotal role in supporting and enhancing the university's academic objectives.

The number of Library staff members served in each category for the year 2022 is as follows.

Category	Approved Cadre	Actual
Librarian	1	0
Deputy Librarian	0	1
Senior Assistant Librarian	0	2
Assistant Librarian	3	0
Total	4	3

3.4 Academic Support Staff

The Academic Support Staff at Uva Wellassa University plays an indispensable role in enhancing the educational experience. Acting as the vital bridge between faculty and students, they assist in coordinating lectures, managing classroom resources, and ensuring that all academic materials are adequately prepared and available. Their meticulous efforts in logistical and instructional support ensure that teaching and learning processes unfold seamlessly, allowing faculty to focus on delivering content while students engage in an uninterrupted learning journey.

The number of Academic Support staff members served in each category for the year 2022 is as follows.

Designation	Approved Cadre	Actual Cadre
Programmer Cum System Analyst	2	1
Instructor in Computer Technology	4	4
Instructor in Physical Education	2	2
Assistant Network Manager	1	1
Career Guidance Counsellor	1	1
Total	10	9

3.5 Non-Academic Staff

Designation	Approved Cadre	Actual Cadre
Purchasing Officer	01	00
Marshal	01	01
Sub Warden	04	03
Audit Assistant	03	03
Technical Officer (Audio Visual)	01	00
Technical Officer	31	23
Public Health Inspector	01	00
Management Assistant	59	56
Telephone Operator Cum Receptionist	02	00
Management Assistant (Stores Keeping)	02	02
Management Assistant (Book Keeping)	03	02
Management Assistant (Shroff)	03	03
Library Information Assistant	07	06
Nursing Officer	02	01
Security Inspector	02	02
Work Superintendent	01	00
Farm Supervisor	02	00
Supervisor (Civil)	01	01
Supervisor (Electrical)	01	01
Supervisor (Landscape)	01	01
Pharmacist (Lower Grade)	01	01
Lab Attendant (Lower Grade)	25	24
Carpenter	01	00
Fitter	01	00
Plumber	01	01
Electrician	02	02
Caretaker cum Cook	03	02
Works Aide	28	23
Groundman	01	01
Gymnasium Attendant (Lower Grade)	01	01
Library Attendant	03	03
Attendant - Health Services (Lower Grade)	01	01
Driver	03	00
Total	199	164

3.6 Distribution of Non-Academic Staff

Faculty/Branch	Most Senior (Served over 10 years)	Senior Staff (Service period 1- 10 years)	Minor Employees
Vice Chancellor's Office	-	02	01
Registrar's Office	-	04	01
Bursar's Office	-	02	01
Faculty of Animal Science and Export Agriculture	02	13	16
Faculty of Applied Sciences	03	11	09
Faculty of Management	01	03	00
Faculty of Technological Studies	-	08	06
Student Affairs Division	02	04	01
Human Resources Division	02	05	02
General Administration Division	-	06	03
Examination Division	01	03	02
Stores and Supplies Division	03	02	01
Payments Division	-	04	01
Salaries and Loans Division	01	01	-
Reporting Division	-	02	-
Internal Audit Division	00	03	01
Library	02	04	03
Medical Centre	-	02	01
Capital Works Division	-	02	00
Maintenance Division	-	03	03
Physical Education Unit	01	02	02
Academic Research & Publication	-	01	01
CODL	01	-	01
Staff Development Centre	-	-	01
Postgraduate Unit	-	01	-
Total	19	88	57

3.7 Appointments of the Officers of the University (Vice Chancellor, Deans, Registrar, Librarian, Bursar)

The officers of Uva Wellassa University, as stipulated by the Universities Act No. 16 of 1978, form the core administrative and functional framework that upholds the integrity, objectives, and smooth operations of the institution. These officers, appointed as per the legal mandates, shoulder the responsibility of ensuring that the university's policies, procedures, and vision are consistently adhered to and realized. Their roles, as outlined in the act, provide a structured guidance to the university's diverse undertakings, establishing a foundation of accountability and transparency in its governance.

Name	Designation	Period of the Appointmen
Prof. J.L Ratnasekera	Vice Chancellor	01.02.2017 – 27.01.2020
	Acting Vice Chancellor	28.01.2020 – 03.11.2020
	Vice Chancellor	04.11.2020 – 03.11.2023
Dr. H.M.J.C. Pitawala	Dean Faculty of Applied Sciences	28.05.2020 – 27.05.2023
Prof. H.M.S.K. Herath	Dean Faculty of Animal Science & Export Agriculture	29.05.2020 – 28.05.2023
Mr. G.H. Abeyweera	Dean Faculty of Management	25.08.2020 – 24.08.2023
Prof. K.B. Wijesekara	Dean Faculty of Technological Studies	25.11.2020 – 24.11.2023
Mr. M.F. Hibathul Careem	Registrar	15.11.2017 to date
Dr. T. Pratheepan	Librarian (Acting)	02.01.2023 – 01.04.2023
Ms. K.T.J. Perera	Bursar	03.11.2020 to date

3.8 Appointments of the Heads of the Departments of the University

Name	Faculty	Department	Period of the Service
Dr. D.C. Mudannayake	Animal Science & Export Agriculture	Animal Sciences	01.01.2021 – 31.12.2023
Dr. A.M.W.K. Senevirathne		Export Agriculture	29.05.2020 – 28.05.2023
Dr. A.P. Henagamage	Applied Sciences	Science & Technology	28.05.2020 – 27.05.2023
Ms. S.D.H.S. Wickramaratne		Computer Science & Informatics	30.05.2020 – 29.05.2023
Dr. A.S. Ratnayake		Applied Earth Sciences	15.10.2020 – 14.10.2023
Prof. K.G.C. Senarathne	Technological Studies	Biosystems Technology	27.01.2021 – 26.01.2024
Dr. H.M.C.M. Herath		Engineering Technology	03.10.2022 – 02.10.2025
Mr. W.M.C.J.T. Kithulwatta		Information and Communication Technology	03.01.2023 – 02.04.2023 (Acting Head)
Dr. K.M.M.C.B. Kulathunga	Management	Management Sciences	18.01.2022 – 17.01.2025
Ven. P. Wachissara Thero		Public Administration	10.08.2022 – 09.08.2025
Prof. J.P.R.C. Ranasinghe		Tourism Studies	16.04.2022 – 15.04.2025
Mr. C.J.P. Kulathilaka		English Language Teaching	12.12.2022 – 11.03.2023 (Acting Head)

4 Research and Development

4.1 Research, Innovations & Publications

Faculty	Subject	Published	Commercialized	Presented
Animal Science and Export Agriculture	No. of Research Studies	54	-	21
	No. of Innovations/ Product Developments	8	1	5
	No. of Journal Articles	31	-	-
	No. of Books/Book Chapters	2	-	-
	No. of Abstracts	62	-	8
	Posters	2	-	-
Sub Total		159	1	34
Applied Sciences	No. of Research Studies	59	-	41
	No. of Innovations/ Product Developments	5	-	4
	No. of Journal Articles	49	-	14
	No. of Books/Book Chapters	3	-	2
	No. of Abstracts	61	-	30
	Posters	5	-	2
Sub Total		182	-	93
Management	No. of Research Studies	30	1	9
	No. of Innovations/ Product Developments	-	-	-
	No. of Journal Articles	42	-	2
	No. of Books/Book Chapters	22	-	7
	No. of Abstracts	56	-	13
	Posters	-	-	-
Sub Total		150	1	31
Technological Studies	No. of Research Studies	22	-	10
	No. of Innovations/ Product Developments	-	2	3
	No. of Journal Articles	9	-	1
	No. of Books/Book Chapters	3	-	-
	No. of Abstracts	14	-	6
	Posters	1	-	2
Sub Total		49	2	22
Total		540	4	180

4.2 Programmes, Seminars & Workshops

Faculty	Subject	Attended/ Offered	Completed	Presented
Animal Science and Export Agriculture	No. of Degree Programmes	-	-	-
	No. of Certificate Programmes	-	2	-
	No. of Community Service Delivery Programmes	-	-	4
	Staff Development Seminars & Workshops	-	1	-
Sub Total		-	3	4
Applied Sciences	No. of Degree Programmes	22	13	1
	No. of Certificate Programmes	25	4	2
	No. of Community Service Delivery Programmes	15	5	10
	Staff Development Seminars & Workshops	36	19	5
Sub Total		98	41	18
Management	No. of Degree Programmes	8	5	8
	No. of Certificate Programmes	4	4	1
	No. of Community Service Delivery Programmes	39	12	4
	Staff Development Seminars & Workshops	30	-	-
Sub Total		81	21	13
Technological Studies	No. of Degree Programmes	2	-	-
	No. of Certificate Programmes	1	3	-
	No. of Community Service Delivery Programmes	2	-	-
	Staff Development Seminars & Workshops	9	1	-
Sub Total		14	4	-
Total		193	69	35

4.3 Details of Awards Received

Faculty	Subject	No. of Awards	No. of Academics	No. of Students
Animal Science and Export Agriculture	Local Awards	1	1	-
	International Awards	-	-	-
Sub Total		1	1	-
Applied Sciences	Local Awards	9	3	4
	International Awards	-	-	-
Sub Total		9	3	4
Management	Local Awards	9	2	1
	International Awards	1	2	1
Sub Total		10	4	2
Technological Studies	Local Awards	4	-	-
	International Awards	-	-	-
Sub Total		4	-	-
Total		24	8	6

5 Capital Works Division

The Capital Works Division is responsible for providing buildings and other infrastructure facilities to assure an environment conducive for teaching, learning and research activities of the university by ensuring the development and rehabilitation projects are planned and implemented within the agreed time frames and fund allocations while maintaining the quality of work.

5.1 Details of the Major Capital Projects

In the year 2022, following are the major capital projects constructed in Uva Wellassa University and the summary details of each major capital project as at December 31, 2021 were indicated in the following Tables 5.1 to 5.2.

Name of the Project	Development of the Infrastructure Facilities of the Uva Wellassa University - Phase II - Library Building
Total Cost Estimate	Rs.476 Mn
Contractor	Darinton construction
Contract Amount	Rs. 384,263,525.
Contract Period	730 Days
Physical Progress	100% (By 31.12.2022)
Financial Progress	100% (By 31.12.2022)

Table 5.2. Library Building

Name of the Project	Development of the Infrastructure Facilities of the Uva Wellassa University - Phase II - Alternative Water Supply
Total Cost Estimate	Rs.53 Mn
Contractor	Node Engineering Consortium
Contract Amount	Rs. 35,382,218.10
Contract Period	270 Days
Physical Progress	100% (By 31.12.2022)
Financial Progress	100% (By 31.12.2022)

Table 5.2. Alternative Water Supply System

5.2 Details of the Rehabilitation Projects

Apart from the major capital projects, Capital Works division also implement the rehabilitation works with the technical support of the Maintenance Division in each year. Table 5.3. indicates the rehabilitation projects which are implemented in the year 2022.

No	Name of the Project	Awarded amount with VAT (Rs.)
01	Construction of Green House for Faculty of Technological Studies UWU/CW/NS/21/03R (Re-called)	3,469,196.02
02	Providing Optical Fiber Caballing and Related Works to Staff Learning Unit UWU/CW/NCB/21/10	1,001,735.10
03	Construction of Meter Cubicle for New Library Building UWU/CW/NCB/21/11R	494,049.14
04	Improvements of Interior Works in Social Enterprise Incubation Cell-Stage-II UWU/CW/NCB/21/12	219,160.80
05	Fiber Optical Cable Installation and Related Works – New Library Building and Block G UWU/CW/NCB/21/13	922,274.10
06	Supply and Installation of Curtains to the Faculty of Technological Studies Building UWU/CW/NS/22/01R	152,220.44
07	Repair of Optical Fiber Cable Path to Bachelors' Quarters UWU/CW/NS/22/03	454,724.38

Table 5.3. Rehabilitation Work

Financial Statements 2022**CERTIFICATE OF THE ACCOUNTING OFFICER
ON FINANCIAL STATEMENTS FOR THE YEAR 2022**

The Financial Statements of the Uva Wellassa University for the financial year ended December 31, 2022 have been prepared in the form and manner specified by the University Grants Commission and in terms of section 106 and 107 of the University Act No.16 of 1978, in terms of the Finance Act No.38 of 1971 and is rendered to the Auditor General together with the notes and schedules referred to in the Statement of Financial Performance and the Statement of Financial Position. Financial rules and procedures prescribed by the University Grants Commission have been complied with, and the systems of controls have been maintained as far as practicable to ensure propriety of transactions and efficiency in expenditure. To the best of my knowledge, the Financial Statements have been prepared satisfactorily and exhibits a true and fair view of the financial position of the University.

Prof. J. L. Ratnasekera
Vice Chancellor

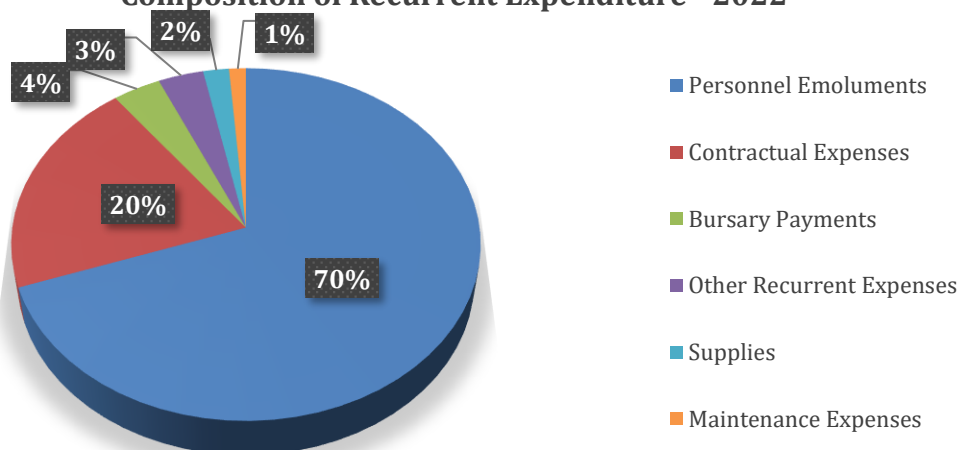
February 24, 2023.

6 Financial Summary

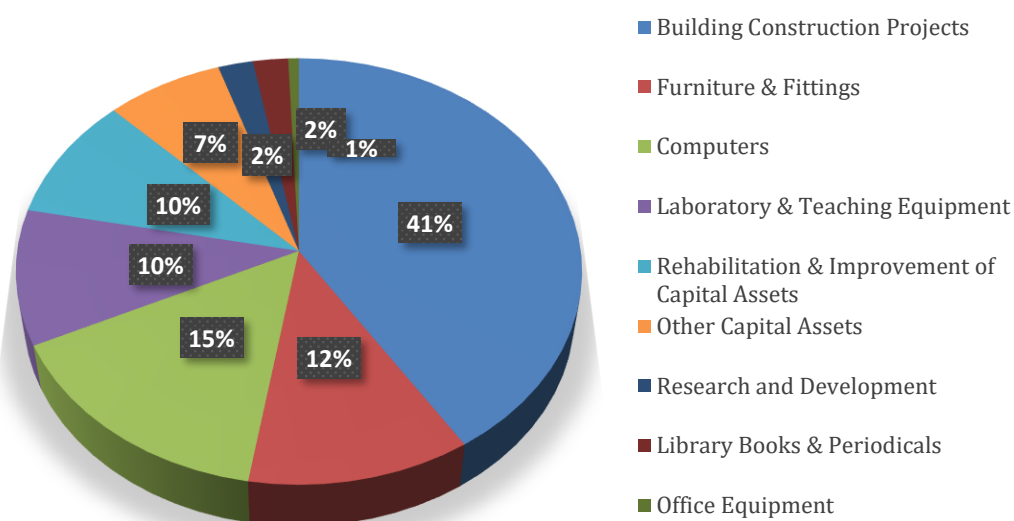
6.1 Cost per Students

Year	2018	2019	2020	2021	2022
No of Students	2502	2701	2908	3581	4198
Recurrent Expenditure (Rs. 000)	1,090,613	1,300,169	1,358,590	1,469,525	1,755,119
Capital Expenditure (Rs. 000)	458,035	457,755	280,944	624,992	459,026
Cost Per Student - Recurrent (Rs. 000)	436	481	467	410	418
Cost Per Student – Capital (Rs .000)	183	169	97	175	109

Composition of Recurrent Expenditure - 2022

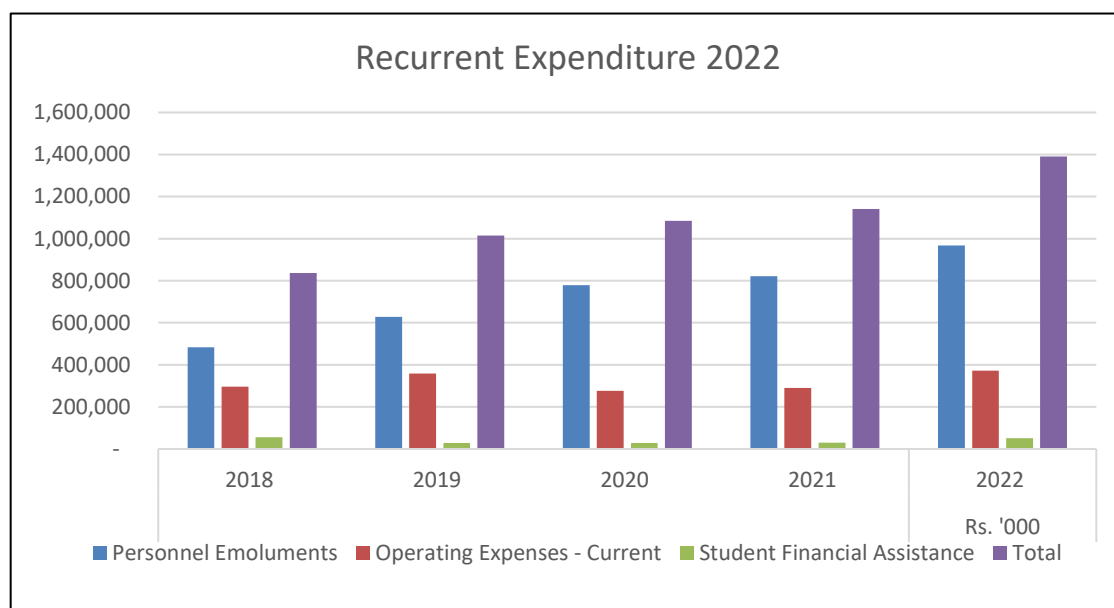


Composition of Capital Expenditure 2022

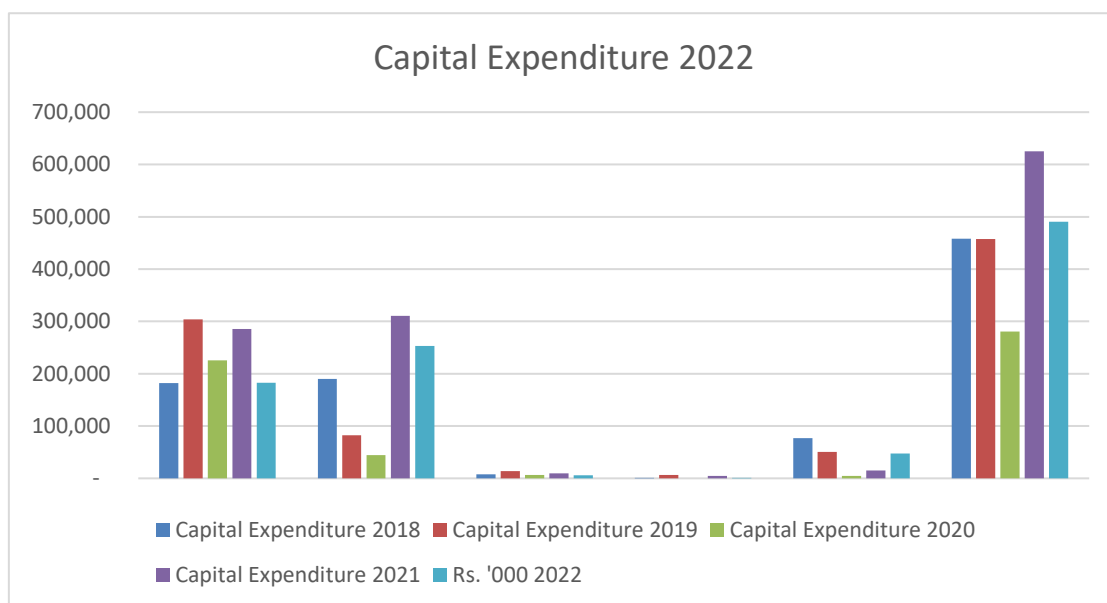


6.2 Summary of Financial Results (for the year ended 31.12.2022)

Recurrent Expenditure (Rs. 000)					
	2018	2019	2020	2021	2022
Personnel Emoluments	483,635	627,780	779,526	822,109	967,572
Operating Expenses-Current	296,583	358,571	275,914	289,816	372,379
Student Financial Assistance	56,450	27,797	28,687	29,338	50,619
Total	836,668	1,014,148	1,084,126	1,141,262	1,390,570



Capital Expenditure (Rs. 000)					
	2018	2019	2020	2021	2022
Building Construction Projects	182,273	182,273	225,709	285,478	182,427
Acquisition of Fixed Assets	190,105	190,105	44,624	310,734	253,389
Strengthening Research Activities	7,874	7,874	6,255	9,621	5,850
Quality Improvement Projects	1,042	1,042	-	4,344	1,121
Rehabilitation & Improvement of Capital Assets	76,741	76,741	4,356	14,816	47,750
Total	458,035	458,035	280,944	624,992	490,536



Financial Assistance - Capital	
	2022
Treasury Grants	75,000
UGC Grants - Technology Faculty	20,000
UGC Grants - Inter University championship	2,000
AHEAD Grants - To facilitate the Additional Student Intake	22,634
Assets Transferred from AHEAD Project	216,002
Assets Transferred from University Business Linkage	3,607
Total	338,973

6.3 Statement of Financial Position (As at 31.12.2022)

STATEMENT OF FINANCIAL POSITION As at 31st December 2022			
	Note	2022	2021
		Rs.	Restated
			Rs.
ASSETS			
<u>Current Assets</u>			
Cash and Cash Equivalents	03	33,835,759	29,350,899
Investments	04	119,903,811	68,919,616
Receivables	05	26,863,914	21,391,721
Inventories	06	41,204,623	31,549,651
Advances	07	-	74,000
		221,808,106	151,285,887
<u>Non Current Assets</u>			
Receivables	08	5,044,592	6,328,913
Property, Plant and Equipment	09	4,007,448,829	2,417,701,001
Library Books and Cloaks	09	17,801,790	16,544,603
Capital Work In Progress	10	1,139,833	1,033,015,558
Land and Land Improvements	11	354,745,390	274,463,910
Quality Improvement Projects	12	5,305,697	4,565,045
		4,391,486,131	3,752,619,030
Total Assets		4,613,294,237	3,903,904,917
LIABILITIES			
<u>Current Liabilities</u>			
Accrued Expenses	13	165,712,988	76,804,308
Sundry Creditors and Others	14	280,162,824	134,731,330
Capital Received in Advance		2,173,402	1,627,671
		448,049,213	213,163,309
<u>Non Current Liabilities</u>			
Provisions for Gratuity	15	133,187,185	118,687,807
Provisions for Compensation	16	33,372,413	33,372,413
		166,559,597	152,060,220
Total Liabilities		614,608,811	365,223,529
NET ASSETS		3,998,685,427	3,538,681,388

STATEMENT OF FINANCIAL POSITIONAs at 31st December 2022

	Note	2022 Rs.	2021 Rs.
EQUITY AND RESERVES			
Equity			
Revaluation Reserves	17	1,404,969,393	851,130,601
General Reserve	18	2,503,378,482	2,620,873,818
		3,908,347,875	3,472,004,419
Reserves			
Funds			
Bond Violation Fund	19	67,800,187	55,318,829
Other Funds	20	22,537,365	11,358,140
		90,337,552	66,676,969
TOTAL EQUITY AND RESERVES		3,998,685,427	3,538,681,388

I certify that the financial statements comply with the requirements of the Universities Act No. 16 of 1978.



K. Tharanga Perera
Bursar

Members of the Council are responsible for the preparation and presentation of these Financial Statements.
The Financial Statements were approved by the Council and signed on their behalf;



Prof. J. L. Ratnasekera
Vice Chancellor



Prof. K. B. Wijesekara
Member of the Council



Nimal Abeyesiri
Member of the Council

24th February 2023

Accounting Policies and Notes are an integral part of these Financial Statements

6.4 Statement of Financial Performance (As at 31.12.2022)

	Note	2022 Rs.	2021 Restated Rs.
REVENUE			
Revenue From Non Exchange Transactions- Recurrent	21	1,251,619,400	1,144,337,900
Revenue From Exchange Transactions- Recurrent	22	73,336,104	32,871,996
Total Revenue Recurrent		1,324,955,504	1,177,209,896
Revenue From Non Exchange Transactions- Capital	23	216,067,868	439,226,152
Total Revenue Capital		216,067,868	439,226,152
Total Revenue		1,541,023,371	1,616,436,048
<u>Operating Expenses- Current</u>			
Personnel Emoluments	24	967,571,935	822,108,573
Travelling and Subsistence	25	641,431	291,589
Supplies	26	27,196,450	18,565,832
Maintenance	27	17,594,896	16,235,687
Contractual Expenditure	28	279,346,436	230,010,286
Other Recurrent Expenses	29	47,599,942	24,712,170
Expenses of Self Financed Programmes	30	11,592,412	3,948,615
Bursary Payments	31	50,619,400	29,337,900
		1,402,162,902	1,145,210,653
<u>Non Operating Expenses</u>			
Depreciation & Amortization	32	364,548,407	328,262,801
		364,548,407	328,262,801
Total Expenses		1,766,711,309	1,473,473,454
<u>Operating Expenses- Current</u>			
Total Surplus / (Deficit) for the period		(225,687,938)	142,962,594
Total surplus /(Deficit) for the period comprise current and capital surplus / (Defecit) for the period as follows			
Current surplus/ (Deficit) for the period	33	(77,207,398)	31,999,243
Capital surplus/ (Deficit) for the period	34	(148,480,539)	110,963,351
		(225,687,938)	142,962,594
Accounting Policies and Notes are an integral part of these Financial Statements			

6.5 Statement of Cash Flows (For the year ended 31.12.2022)

	2022 Rs.	2021 Rs.
<u>Cash Flows from Operating Activities</u>		
Deficit / Surplus from ordinary activities	(225,687,938)	142,962,594
Adjustments related to AHEAD Assets & Other Fixed Assets	127,295,977	-
Adjustments related to Inventory		(63,449)
Adjustments related to Accrued Expenses	(81,617)	46,504
Adjustments related to Funds	12,221,893	-
Previous year Adjustments -Gratuity	-	(817,577)
Receipts/ (Payments) related to previous years	(17,298)	(4,263)
<u>Non - Cash Movements</u>		
Depreciation	364,548,407	328,262,801
Provisions and Others	19,208,441	10,756,600
Operating Profit before changes in Working Capital		297,424,415
<u>Changes in working Capital</u>		
(Increase)/Decrease in Receivables (Current)	(5,472,193)	(3,454,361)
(Increase)/Decrease in Receivables (Non Current)	1,284,321	672,418
(Increase)/Decrease in Inventories	(9,654,972)	827,295
(Increase)/Decrease in Advance	74,000	(62,500)
Increase/(Decrease) in Accrued Expenses	88,908,680	(24,641,727)
Increase/(Decrease) in Sundry Creditors	145,431,494	14,833,383
Operating Profit after Changes in Working Capital		517,995,745
Gratuity paid		(4,709,064)
Net cash flows from operating activities	513,286,681	468,235,387
<u>Cash Flows from Investing Activities</u>		
Other Funds	25,833,985	8,760,068
Net cash flows from financing activities	25,833,985	8,760,068
Net Increase/(Decrease) in Cash and Cash Equivalents	4,484,860	2,521,352
Cash and Cash Equivalents at end of period	33,835,759	29,350,899
Note - Bank Balances as at 31/12/2022		

<u>Bank</u>	<u>Account No</u>		
BOC	- 3114828	2,173,402	1,627,671
BOC	- 3114820	11,826,781	6,857,955
BOC	- 78166821	906,707	1,248,793
BOC	- 78057047	5,419,874	14,250,015
BOC	- 81216727	1,001,853	396,130
BOC	- 83977531	1,883,211	1,673,440
People's Bank	- 10100168384805	3,867,101	3,296,895
Foreign Currency Savings A/c		6,755,331	-
BOC Awards Savings Account		1,500	-
Total		33,835,759	29,350,899

Accounting Policies and Notes are an integral part of these Financial Statements

6.6 Statement of Changes In Equity (For the year ended 31.12.2022)

	Accumulated Fund	General Reserve	Special Reserve	Revaluation Reserves	Total Rs.
Balance as at 31.12.2020	2,627,721,241	(1,217,272,753)	6,176,696		1,416,625,184
Impact of First Time adoption of SLPSAS 11- General Reserves	(2,627,721,241)	3,504,170,898	(6,176,696)		870,272,961
Restated Balance as at 01.01. 2020	-	2,286,898,145	-	-	2,286,898,145
<u>Prior year adjustments</u>	-	-	-	-	-
Adjustments related to Depreciation	-	420,221	-	-	420,221.45
Accrued Expenses related Adjustments	-	46,504	-	-	46,503.67
Others	-	157,249	-	-	157,248.84
Fixed assets purchased under AHEAD project	-	189,571,528	-	-	189,571,528
Removal of gratuity provision of who transferred out	-	817,577	-	-	817,577
<u>Transactions - 2021</u>	-	-	-	-	-
Revaluation Gain	-	-	-	851,130,601	851,130,601
Capital Contribution or Addition for the year	-	-	-	-	-
Surplus /(Deficit) for the period	-	142,962,594	-	-	142,962,594
Balance as at 31.12.2021	-	2,620,873,818	-	851,130,601	3,472,004,419
<u>Prior year Adjustments</u>	-	-	-	-	-
Adjustments related to Fixed Assets	-	126,931,611	-	-	126,931,611
Adjustments related to Inventory	-	63,449	-	-	63,449
Adjustments related to Accrued Expenses	-	(81,617)	-	-	(81,617)
Adjustments related to Funds	-	9,992,397	-	-	9,992,397
Adjustments related to Funds	-	(2,229,496)	-	-	(2,229,496)
Adjustments related to Depreciation	-	(26,002,648)	-	-	(26,002,648)
Adjustments related to software amortization	-	(364,365)	-	-	(364,365)
Other Adjustments	-	(116,730)	-	-	(116,730)
Revaluation surplus of Lab Equipment	-	-	-	553,838,792	553,838,792
Surplus/ Deficit for the year	-	(225,687,938)	-	-	(225,687,938)
Balance as at 31.12.2022	-	2,503,378,482	-	1,404,969,393	3,908,347,875

6.7 Summary of Significant Accounting Policies to the Financial Statements

6.7.1 General Information

6.7.1.1 Reporting Entity

Uva Wellassa University has been incorporated under the Universities Act No.16 of 1978, and located at Passara Road, Badulla, Sri Lanka. University is functioned under the University Grants Commission and Ministry of Higher Education, Technology and Innovation.

6.7.1.2 Date of Authorization for Issue

The Financial Statements of the Uva Wellassa University were authorized for issue by the Council dated on 25.02.2022

6.7.1.3 Reporting Period

The Financial Period of the University represent from 01st January 2021 to 31st December 2021.

6.7.2 Summary of Significant Accounting Policies

6.7.2.1 Statement of Compliance

The Financial Statements of the University have been prepared and presented in accordance with Sri Lanka Public Sector Accounting Standards (SLPSAS's). However, Sri Lanka Accounting Standards also have been used in the areas where no Public Sector Accounting Standards are available. These Financial Statements comprise the Statement of Financial Position, Statement of Financial Performance, Statement of Cash Flows, Statement of Changes in Equity and Notes to the Financial Statements.

These are the first Financial Statements published after adopting SLPSAS 11 REVENUE FROM NON-EXCHANGE TRANSACTIONS (TAXES AND TRANSFERS)

6.7.2.2 Basis of Measurement

The Financial Statements of the Uva Wellassa University have been prepared on the historical cost basis and apply consistently. No adjustments have been made for inflation factors affecting to the Financial Statements except for the Property, Plant and Equipment measured at fair value.

6.7.2.3 Comparative Information

All accounting policies adopted by the University are applied consistently with those of the previous year, where necessary comparative figures have been adjusted to conform to the changes, in presentation of current year figures.

6.7.2.4 Materiality and Aggregation

Each material class of similar items have presented separately in the Financial Statements. Items of dissimilar nature or function have presented separately

unless they are immaterial.

6.7.2.5 Offsetting

Assets and Liabilities, Revenue and Expenses have not been offset unless required or permitted by SLPSAS.

6.7.2.6 Going Concern

The Uva Wellassa University has assessed the ability to continue as a going concern. The Council of Uva Wellassa University has a reasonable expectation that the University has adequate resources to continue in operational existence for the foreseeable future. University does not foresee a need for liquidation or cessation of operations, taking into account all available information about future. Accordingly, the university continues to adopt the going concern basis in preparing the financial statements.

6.7.2.7 Events After the Reporting Period

All material events after the reporting date have been considered and where appropriate adjustments or disclosures wherever necessary have been made in the Financial Statements.

6.7.2.8 Functional & Presentation Currency

Items included in the Financial Statements of the University are measured using the currency of the primary economic environment in which the University operates (the functional currency). These Financial Statements are prepared and presented in 'Sri Lankan Rupees' (Rs.), which is the University's functional and presentation currency.

6.7.2.9 Transaction of Foreign Currencies and Balances

Foreign currency transactions are translated into the functional currency using the exchange rates prevailing at the dates of the transactions or valuation where item are re measured. Foreign exchange gains and losses resulting from the settlement of such transactions and from the translation at year end exchange rates of monetary assets and liabilities denominated in foreign currencies are recognized in the Statement of Financial Performance.

6.7.2.10 Rounding

The amounts in Financial Statements have been rounded-off to the nearest rupee, except otherwise indicated as permitted by the Sri Lanka Public Sector Accounting Standards.

6.7.2.11 Property, Plant & Equipment (PPE)

The University's Property Plant & Equipment (PPE) includes Land, Buildings & Structures, Furniture & Fittings, Plant & Machinery, Office Equipment, Laboratory and Teaching Equipment, Motor Vehicles, Library Books and

Cloaks.

a. Basis of Recognition

Property, Plant and Equipment are recognized if it is probable that future economic benefits associate with the item will flow to the entity and the cost of the item can be reliably measured.

I. Initial Recognition

All items of Property Plant & Equipment are stated initially at cost and subsequently measured at cost less accumulated depreciation and any impairment losses. The cost of Property Plant & Equipment comprises its purchase price and any directly attributable cost of bringing the asset to working condition for its intended use.

II. Subsequent Expenditure on Existing Property, Plant & Equipment

Expenditure incurred on tangible fixed assets is charged to the Statement of Financial Performance in the period which is incurred, unless it meets one of the following criteria, in which case, it is capitalized and depreciated over the relevant useful life time.

- Increase in the capacity of the asset
- Substantial improvement in the quality of output or reduction in operating cost,
- Significant extension of the life of the asset beyond that confirmed by repair and maintenance.
- Market value of PPE has subsequently increased.
- Expenditure incurred on repairs or maintenance of Property, Plant and Equipment in order to restore or maintain the future economic benefits expected from originally assessed standard of performance, is recognized as an expense when incurred.

III. Measurement After Initial Recognition.

Revaluation Model

After initial recognition, below classes of Property plant and equipment, whose fair value can be measured reliably has been carried out at revalued amounts, which is fair value at the date of revaluation less any subsequent accumulated depreciation and subsequent impairment losses.

Land
Buildings and Structures
Furniture and Fittings
Plant & Machinery
Office Equipment
Lab and Teaching Equipment
Motor Vehicles

The gain arising from revaluation of particular assets shall be identified in

Revaluation Reserves in the Statement of Changes in Equity.

Revaluations shall be made with the following regularities.

Land – Every 10 years

Buildings and Structures- Every 10 years

Furniture and Fittings- Every 05 years

Plant & Machinery- Every 05 years

Office Equipment- Every 05 years

Lab and Teaching Equipment- Every 05 years

Motor Vehicles- Every 05 years

Carrying Value of Property Plant and Equipment and Intangible assets are reviewed at each reporting date to determine whether there is any indication of impairment. If any such indication exists, then the assets recoverable amount is estimated. An impairment loss is recognized if the carrying amount of an asset exceeds its recoverable amount. Impairment losses are recognized in the Statement of Financial Performances.

IV. Library Books & Cloaks

Cost of Library books and Cloaks are depreciated on the straight-line basis over a period of 5 years.

V. Intangible Assets

Computer software and online journals have been recognized as intangible assets when it is probable that future economic benefits that are attributable to the assets will flow the enterprise and the cost of the asset can be measured reliably. Intangible assets acquired are stated at cost less accumulated amortization and accumulated impairment losses. These costs are amortized over their estimated useful lives.

b. Depreciation

Depreciation of Property Plant and equipment other than land, Buildings, Furniture & Fittings, Plant & Machinery, Office Equipment, Laboratory and Teaching Equipment and Motor Vehicles, is recognized in the statement of Financial Performance on the straight-line basis on each component of an item of property, plant and equipment. Depreciation of an asset begins when it is available for use and ceases at the earlier of the date that the asset is classified as held for sale and date that the asset is derecognized. The estimated useful life periods are as follows.

<u>Assets Category</u>	<u>Estimated Useful Life</u>
Buildings	20 years
Furniture & Fittings	10 years
Plant and Machinery	05 years
Office Equipment	3-5 years
Laboratory and Teaching Equipment	05 Years
Motor Vehicles	05 Years

Depreciation after Revaluation

Revalued Assets shall continue to be depreciated following the revaluation over the remaining useful life of each category of assets.

c. Impairment of Assets

The assets are tested for impairment at the end of the reporting period. The assets residual values and useful lives are reviewed, and adjusted if appropriate, at the end of each reporting period, an asset's carrying amount is written down immediately to its recoverable amount if the asset's carrying amount is greater than its estimated recoverable amount. Gains and losses on disposals are determined by comparing the proceeds with the carrying amount and gain/ (loss) is recognized in the Statement of Financial Performance.

d. Derecognition

The carrying amount of Property Plant and Equipment is derecognized at the disposal or when no future economic benefits or service potential is expected from its use or disposal. The gain/ (loss) arising from the derecognition shall be included in surplus or deficit when the item is derecognized.

6.7.2.12 Capital Work- in - Progress

Capital expenses incurred on PPE which are not completed as at the reporting date are shown as Capital Work - in -Progress and cost incurred on Capital Work - in - Progress is transferred to Property, Plant and Equipment when it is available for use.

6.7.2.13 Current Assets

Current Assets classified in Statement of Financial Position are those which are expected to be realized in, or consumption, in the University's normal operating cycle, expected to be realized within twelve months after the reporting date or cash or a cash equivalent.

6.7.2.14 Inventories

Inventories are stated at cost and determined on First in First out (FIFO) basis. Inventories mainly comprise of stationaries, chemical & glassware and other consumables. Inventories are for consumption and not for resale.

6.7.2.15 Advances to Staff and Receivables

Advances to staff and receivable comprises, festival advance and interest receivables.

6.7.2.16 Cash & Cash Equivalents

Cash and cash equivalents are defined as cash in hand, demand deposits and short term highly liquid investments readily convertible to known amounts of cash and subject to insignificant risk of change in value. For the purpose of

Cash Flow Statement, cash & cash equivalent includes cash in hand and deposits in banks. Investments with short term maturity of six months or less from the date of acquisition are also treated as cash equivalents. The cash flow statement is prepared based on the indirect method.

6.7.2.17 Employee Benefits

Defined Contribution Plans

Employees of the University are entitled for Universities Provident Fund (UPF) and Employees Trust Fund (ETF) in line with respective statutes and regulations. The University contributes 7% and 3% on basic emoluments plus cost-of-living allowance, academic allowances and monthly compensation allowances of the employees to the Universities Provident Fund and to the Employee's Trust Fund respectively. Further University contributes 8% on basic emoluments plus cost-of-living allowance, academic allowances and monthly compensation allowances of the employees to the Universities Pension Fund as a retirement benefit. These are recognized as expenses in the Statement of Financial Performance as incurred.

Defined Benefit Plans

A defined benefit plan is a post-employment benefit plan other than a defined contribution plan. The defined benefit is calculated using projected unit credit method as recommended by SLPSAS 19 "Employee benefits". The present value of the defined benefit obligation is determined by discounting the estimated future cash outflows using interest rates that are denominated in the currency in which the benefits will be paid, and that have terms to maturity approximating to the terms of the related liability. The present value of the defined benefit obligations depends on a number of factors that are, determined on an actuarial basis using number of assumptions. Key assumptions used in determining the defined retirement benefit obligations are given in Notes. Any changes in these assumptions will impact the carrying amount of defined benefit obligations.

Provision has been made for retirement gratuities from the beginning of service for all employees, in conformity with SLPSAS 19 on employee benefits. Provision are made to all employees those who become eligible under the Gratuity Act No.12 of 1983, the liability to an employee arises only on completion of 5 years of continued service. This provision is not fully externally funded.

6.7.2.18 Liabilities and Provisions

6.7.2.18.1 Current Liabilities

Current Liabilities are stated at their book value.

6.7.2.18.2 Provisions

Provisions are recognized when the University has present obligations (legal

and constructive) as a result of a past event, where it is probable that an outflow of resources embodying economic benefits will be required to settle the obligation and a reliable estimate can be made of the amount of the obligation.

6.7.2.18.3 Contingent Liabilities and Contingent Assets

A contingent liability is a possible obligation that arises from past events whose existence will be continued by the occurrence or non-occurrence of one or more uncertain future events beyond the control of the programme or a present obligation that is not recognized because it is not probable that an outflow of resources will be required to settle the obligation.

A contingent liability also arises in extremely rare cases where there is a liability that cannot be measured reliably. The uncertainty does not recognize a contingent liability but disclose its existence in the Financial Statements.

A contingent asset is a possible asset that arises from past events whose existence will be confirmed by the occurrence or non-occurrence of one or more uncertain future events beyond the control of the University. The University does not recognize contingent asset but discloses its existence where inflow of economic benefits is probable but not virtually certain.

6.7.2.19 Revenue Recognition from Non-Exchange Transactions

6.7.2.19.1 Recurrent Grant

Recurrent grants are recognized in the Statement of Financial Performance on cash basis.

6.7.2.19.2 Government Grants Related to Capital Expenditure

Government Grants for the Capital expenditure has been recorded in Financial Statements in Accordance with Sri Lanka Public Sector Accounting Standard (SLPSAS) 11 Revenue from non-Exchange Transactions.

Revenue Recognition

An inflow of resources from non- exchange transactions recognized as an asset shall be recognized as revenue except to the extent that a liability is also recognized in respect of the same inflow.

Revenue from the non-exchange transactions shall be measured at the amount of increase in net assets recognized by the entity. The amount which has not been utilized in assets will be recognized in Capital Received in Advance Account under current liabilities.

6.7.2.20 Revenue Recognition- Exchange Transactions

6.7.2.20.1 Income from Self-Financed Programmes

Income from Self-Financed Programmes and other activities are recognized on accrual basis over the period of course and degrees.

6.7.2.20.2 Expenditure Recognition

Expenses incurred in carrying out all activities of the University are recognized on an accrual basis and charged to the Statement of Financial Performance.

6.7.2.21 Statement of Cash Flows

The Statement of Cash Flows has been prepared by using the Indirect Method in accordance with the SLPSAS 2 whereby gross cash receipts and gross cash payments of operating activities, finance activities and investing activities have been recognized. Cash and cash equivalents comprise short term, highly liquid investments that are readily convertible to known amounts of cash and are subject to an insignificant risk of changes in value.

6.8 Notes to the Financial Statements (For the year ended 31.12.2022)

03 Cash and Cash Equivalents		
Bank balances		
	2022	2021
	Rs.	Rs.
<u>Bank of Ceylon - Badulla</u>		
A\C No. 3114820	11,826,781	6,857,955
A\C No 3114828	2,173,402	1,627,671
A\C No 78166821	906,707	1,248,793
A\C No 78057047	5,419,874	14,250,015
A\C No 81216727	1,001,853	396,130
A\C No. 86977531	1,883,211	1,673,440
Foreign Currency Savings A/c	6,755,331	-
BOC Awards Savings Account	1,500	-
<u>Peoples Bank - Badulla</u>		
A\C No.010100168384805	3,867,101	3,296,895
	33,835,759	29,350,899
04 Investments		
	2022	2021
	Rs.	Rs.
Fixed Deposits		
UKK Fund	-	6,540,554
VC Fund	1,355,426	836,120
Security Deposits (Shroff and Store Keeper)-BOC	125,000	50,000
Bond Violation Fund	40,287,346	32,969,334
Chancellor's Scholarship Fund	1,237,651	1,237,651
Funds for Convocation Awards	1,329,600	204,600
Grant for 5th Census of Sinharaja Man Biosphere Reserve	11,282,503	11,031,358
Post Graduate Unit / CODL	39,000,000	14,500,000
University Development Fund	13,501,285	700,000
Management Faculty Development Fund	575,000	250,000
CODL Development Fund	675,000	400,000
Applied Science Faculty Development Fund	500,000	200,000
Animal Science & Export Agriculture Faculty Development Fund	35,000	-
Other projects Funds	10,000,000	-
	119,903,811	68,919,616

Notes to the Financial Statements (Cont.)

05 Receivables		2022	2021	
		Rs.	Rs.	
Security Deposits	5.1	830,000	480,000.00	
Receivables -Recurrent	5.2	22,252,612	17,319,314.7	
Receivables -Self Financed Programmes		10,000	10,000.00	
Staff Loans and Advances	5.3	3,749,302	3,582,406.40	
Salary Control A/C		22,000	-	
		26,863,914	21,391,721	
5.1 Security Deposits				
Victoria Agencies		150,000	150,000	
Badulla Multi Purpose Co-Operative Society - (Fuel Deposit)		350,000	150,000	
Badulla Pradeshiya Sabhava		180,000	180,000	
Badulla Vivida Seva Samupakara Samithiya		150,000	-	
		830,000	480,000	
5.2 Receivables - Recurrent				
Bursary		15,130,900	13,443,800	
Bond Violation Fund		698,124	2,685,762	
Fixed Deposit Interest		6,327,800	1,140,250	
other receivables		95,788	49,503	
		22,252,612	17,319,315	
5.3 Staff Loans and Advances				
Types	Balance as at 31.12.2022	Age Analysis		
		Less than 1 Year	1-2 years	More than 2 years
Distress Loans	8,002,701	3,240,919	2,030,329	2,731,454
Staff Loans	4,760	2,550	1,700	510
Festival Advances	193,750	193,750	-	-
Computer Loans	215,500	87,000	62,500	66,000
Vehicle Loans	377,183	225,084	110,534	41,565
	8,793,894	3,749,302	2,205,063	2,839,529

Notes to the Financial Statements (Cont.)

06 Inventories		2022	2021
		Rs.	Rs.
Stationary		10,616,747	8,993,418
Building & Structures Maintenance		1,408,299	731,407
Mechanical, Electrical & other		1,293,566	231,575
Goods			
Medical Supplies	6.1	475,036	213,031
Chemical & Glassware	6.1	27,410,974	21,380,221
		41,204,623	31,549,651
6.1 Medical Supplies and Chemical & Glassware		<u>Medical Stock</u>	<u>Chemical & Glassware</u>
Value of Opening Stock		213,031	21,380,221
Purchases		1,619,297	16,324,801
Value of Closing Stock		(475,036)	(27,410,974)
Consumption for the year 2021		1,357,291	10,294,048
6.2 Following types and number of animals, purchased for practical purposes are lived in the University at the end of year 2022		<u>Quantity</u>	
Rabbit		20	
Guinea pig		14	
Goat (Saanen)		6	
Chicken		10	
Turkey		1	
Guinea Fowl		2	
Duck		3	
Quails		1	
07 Advances		2022	2021
		Rs.	Rs.
Sundry Advances - Recurrent		-	9,000
Self Financed Programms		-	65,000
		-	74,000
08 Receivables - Non Current		2022	2021
		Rs.	Rs.
Vehicle Loans	5.3	152,099	320,083
Staff Loans		2,210	4,080
Computer Loans		128,500	188,000
Distress Loans		4,761,783	5,816,750
		5,044,592	6,328,913

Notes to the Financial Statements (Cont.)

09	Property, Plant and Equipment					
	Acquisition of Fixed Assets					
9.1		Balance as at 01.01.2022	Additions	Revaluation	Transfers/ Adjustments	Balance as at 31.12.2022
9.1.1	Cost					
	Buildings	2,125,398,131	1,138,796,039		(6,246,831)	3,257,947,339
	Furniture & Fittings	363,910,687	82,727,428		(90,750)	446,547,365
	Plant & Machinery	18,685,584	9,785,070		-	28,470,654
	Office Equipment	42,155,585	3,050,091		-	45,205,676
	Office Equipment	13,300,700	-		-	13,300,700
	Sport Goods	43,904,910	35,528,399		(12,000)	79,421,308
	Other Capital Assets	168,013,866	70,294,061		(73,980)	238,233,947
	Computers	713,380,870	48,902,832	631,490,690	(713,380,870)	680,393,522
	Laboratory & Teaching Equipment	18,650,000	-	-	-	18,650,000
	Motor Vehicles					
	Total Cost	3,507,400,333	1,389,083,919	631,490,690	(719,804,431)	4,808,170,511
9.1.2	Accumulated Depreciation					
	Buildings	112,488,479	144,505,458		16,546,030	273,539,967
	Furniture & Fittings	209,243,102	32,686,713		794,802	242,724,617
	Plant & Machinery	12,163,828	4,622,478		278,528	17,064,833
	Office Equipment	33,644,138	4,833,316		265,176	38,742,631
	Office Equipment	11,689,833	745,528		-	12,435,360
	Sport Goods	27,999,053	11,630,253		2,295,151	41,924,457
	Other Capital Assets	111,119,152	29,996,371		1,577,593	142,693,116
	Computers	555,990,079	88,804,838		(631,848,216)	12,946,701
	Laboratory & Teaching Equipment	15,361,667	3,288,333		-	18,650,000
	Motor Vehicles					
	Total Depreciation	1,089,699,332	321,113,287		(610,090,937)	800,721,682

Notes to the Financial Statements (Cont.)

9.1.3 Net Book Value

Buildings	2,012,909,652	-	-	-	2,984,407,372
Furniture & Fittings	154,667,585	-	-	-	203,822,749
Plant & Machinery	6,521,756	-	-	-	11,405,820
Office Equipment					
Office Equipment	8,511,447	-	-	-	6,463,045
Sport Goods	1,610,867	-	-	-	865,340
Other Capital Assets	15,905,857	-	-	-	37,496,852
Computers	56,894,713	-	-	-	95,540,830
Laboratory & Teaching Equipment	157,390,791	-	-	-	667,446,821
Motor Vehicles	3,288,333	-	-	-	-
Total Net Book Value	2,417,701,001	-	-	-	4,007,448,829

9.1.4 Office Equipment are depreciated over the estimated useful life as mentioned below.

Virus Guards	3 years
Other Office Equipment	5 years

9.1.5 University's process of revaluation of Fixed Assets is in progress. The process is being continued with two major phases and the first phase was revaluation of Buildings. This was done in year 2021 and as the second phase, the committee started it with revaluating Laboratory Equipment which represented 20% out of total assets. These Lab Equipment had a cost spread to initiating of university's operations and it found that lots of Lab equipment have been fully depreciated but are still in usable condition. With the purpose of getting those usable assets in to books of accounts again and, eliminating consumables and other assets included in the asset class of Lab equipment this revaluation process was carried out and it was a great achievement to bring clear picture in Books of Accounts. The Revaluation committee appointed a team with three senior lecturers, two technical officers, and two members from Finance and Administrative departments. Total number of members of a team was seven and nine teams were appointed to cover around thirty labs in each departments of each four faculties. A member from the Government revaluation department was participated in revaluation process of Lab equipment.

The Second phase of revaluation of Fixed Assets is still being continued and revaluation process for following major class of assets are yet to be carried out.

- 01. Furniture & Fittings
- 02 Plant & Machinery
- 03 Office Equipment
- 04 Motor Vehicles

The particular asset class of 'Laboratory Equipment' has been Revalued on 31st December 2022. All the Laboratory equipment in the university premises have been revalued at the value of Rs. 631,490,690.29/=. Net Book Value of these assets is Rs. 77,651,898.26, as a result a revaluation gain of Rs. 553,838,792.03 has been recognized in Revaluation Reserves. Following are the major assumptions used by the authorised teams appointed by the University's revaluation committee in revaluation of Laboratory Equipment in the University.

1. The independent team appointed by University's revaluation committee has sufficient expertise knowledge on revaluation process and the technical value of assets, useful life and market value.
2. Current Economic condition including inflation has been considered in revaluation

Notes to the Financial Statements (Cont.)

3. If the Buildings were not revalued, Net book value as at the reporting date would be;

Total Cost as at 31st December 2022 Rs. Cts.	Accumulated Depreciation as at 31st December 2022 Rs. Cts.	Net Book Value as at 31st December 2022 Rs. Cts.	Total Cost as at 31st December 2022 Rs. Cts.
713,380,869.95	635,169,959.65	78,210,910.30	713,380,869.95

4. 275 computers were included in Lab equipment and net book value of these Computers are zero. These computers were eliminated from the asset list and kept until the revaluation is done for the particular asset class of Computers. Cost of these Computers were Rs.23,000,243.75.

5. Rs. 38,356,778.55 worth consumable/ perishable items were identified in revaluation and net book value of these items are 559,012.04. Net book value adjusted in financial year 2022 and currently there is a zero balance in books of accounts. Normal university's internal control procedures are applied when these items are used and disposed.

9.2 Library Books and Cloaks

	Balance as at 01.01.2022	Additions	Disposals	Adjustments	Balance as at 31.12.2022
9.2.1 Carrying Amounts					
Library Books	94,907,406	10,080,781	(260,290)	-	104,727,897
Cloaks	3,238,420	568,400	-	-	3,806,820
Total Carrying Amount	98,145,826	10,649,181	(260,290)	-	108,534,717
9.2.2 Depreciation					
Library books	78,920,880	8,711,895	(260,290)	364,613	87,737,098
Cloaks	2,680,343	315,486	-	-	2,995,829
Total Depreciation	81,601,223	9,027,381	(260,290)	364,613	90,732,927
9.2.3 Net Book Value					
Library books	15,986,526	-	-	-	16,990,799
Cloaks	558,077	-	-	-	810,991
Total Library Books and Cloaks	16,544,603	-	-	-	17,801,790

Notes to the Financial Statements (Cont.)

10 Capital Work In Progress						
	Contract Sum (without taxes)	Balance as at 01.01.2022	Additions	Transfers	Balance as at 31.12.2022	
Establishment of Uva Wellassa University - Phase II Balance Work	628,461,071	670,884,380	102,224,516	(773,108,895)	-	
Alternative Water Supply Technology Faculty Building (Budget Proposals 2016/2017)	35,832,218	15,441,721	64,033,326	(79,475,047)	-	
Rehabilitation & Improvement Projects	253,219,360	302,822,215	16,169,143	(318,991,358)	-	
Design & Furnish Elementary Lab - Dept. of Biosystems Tech. Furniture & Teaching Aids for Faculty of Technology Studies	18,481,106	14,815,934	47,749,692	(62,328,793)	236,833	
Total Capital Work In Progress	26,063,248	28,148,308	-	(28,148,308)	-	
	4,515,000	903,000	-	-	903,000	
		1,033,015,558	230,176,676.13	(1,262,052,401)	1,139,833	
11 Land and Land Improvements						
	Balance as at 01.01.2021	Additions	Transfers	Amortisation	Balance as at 31.12.2021	
Compensation Interest paid on land	-	25,441,545		(25,441,545)	-	
Research and Development	-	5,849,568	-	(5,849,568)	-	
Expenses for university sport activities	-	879,852	-	(879,852)	-	
Human Capital Development Projects	-	241,000	-	(241,000)	-	
Software	4,565,045	3,100,791	(364,365)	(1,995,774)	5,305,697	
Total Net Book Value	4,565,045	35,512,757	(364,365)	(34,407,739)	5,305,697	
12 Quality Improvement Projects / Intangible Assets						
	Balance as at 01.01.2021	Additions	Transfers	Amortisation	Balance as at 31.12.2021	
Compensation Interest paid on land	-	25,441,545		(25,441,545)	-	
Research and Development	-	5,849,568	-	(5,849,568)	-	
Expenses for university sport activities	-	879,852	-	(879,852)	-	
Human Capital Development Projects	-	241,000	-	(241,000)	-	
Software	4,565,045	3,100,791	(364,365)	(1,995,774)	5,305,697	
Total Net Book Value	4,565,045	35,512,757	(364,365)	(34,407,739)	5,305,697	
12.1 Software are amortized over the estimated useful life of five years period.						
12.2 Details of Additions during the year are indicated in annexures.						
An interest expense of Rs.25,441,545.34, has been occurred during the year, in the form of a penalty of interest due to a delay in settlement of the sale proceeds of the acquisition of a 'Garment Factory'.						
12.3 The liability is towards the Divisional Secretary, Badulla. The matter was referred to the Hon. Attorney General and advised to pay the respective interest amount.						

Notes to the Financial Statements (Cont.)

13 Accrued Expenses					
			2022	2021	
			Rs.	Rs.	
			164,494,916	74,549,703	
			1,218,072	2,254,605	
			165,712,988	76,804,308	
14 Sundry Creditors and Others					
			2022	2021	
			Rs.	Rs.	
			65,581,635	89,849,074	
			33,687,277	23,721,719	
			170,935,523	11,900,850	
			90,788	49,503	
			42,459	27,636	
			2,258,980	2,023,505	
			1,633,965	1,747,332	
			663,112	76,365	
			4,987,215	5,052,603	
			218,119	218,119	
			48,050	48,925	
			15,700	15,700	
			280,162,824	134,731,330	
14.1 Retentions					
	Supplier/ Item	Balance as at 01.01.2022	Additions / Adjustments	Released	Balance as at 31.12.2022
14.1.1	Construction	67,009,335	632,329	22,838,920	44,802,744
14.1.2	Furniture	4,408,980	1,747,159	656,101	5,500,038
14.1.3	Computer	198,163	278,060	-	476,223
14.1.4	Office Equipment	8,329	-	-	8,329
14.1.5	Lab Equipment	2,911,025	-	255,501	2,655,524
14.1.6	Technology Stream	10,900,452	536,279	158,339	11,278,391
14.1.7	Other Capital Assets	4,968	314,017	-	318,985
14.1.8	Building & Structures - Rehabilitation	376,300	165,102	-	541,402
		85,817,551	3,672,946	23,908,861	65,581,635

Notes to the Financial Statements (Cont.)

14.1.1 Construction					
Water sump & water House	41,661	-	-	-	41,661
Name Board & Entrance	111,917	-	-	-	111,917
Vice Chancellor Bungalow	934,867	-	-	-	934,867
Block – D	1,518,780	-	-	-	1,518,780
Waste water Drainage system	993,190	-	-	-	993,190
Road & Landscaping Phase II	753,123	-	-	-	753,123
Control Metering Cubical	55,034	-	-	-	55,034
14.1.1 Construction (Contd.)					
Supplier/ Item	Balance as at 01.01.2022	Additions / Adjustments	Released	Balance as at 31.12.2022	
Erecting Barbed Wire fence	19,376	-	-	-	19,376
Senior Staff Quarters	1,965,226	-	-	-	1,965,226
Roads and Landscaping at phase 2 Area	439,227	-	-	-	439,227
Cafeteria & toilets	1,215,849	-	-	-	1,215,849
University Guest House	310,248	-	-	-	310,248
Turfing of Play ground	224,238	-	-	-	224,238
Retaining Wall Between Block F & the Road	94,104	-	-	-	94,104
Senate Building	2,911,903	-	-	-	2,911,903
Maintenance Section	306,382	-	-	-	306,382
Pavilion	309,638	-	-	-	309,638
Sport Centre & Gymnasium	1,673,504	-	-	-	1,673,504
Water Supply to Garment factor Building & Vice Chancellor Quarters	16,553	-	-	-	16,553
Play ground (for 200m track)	818,245	-	-	-	818,245
Landscaping and road works in senior staff quarters area	425,849	-	-	-	425,849
Landscaping and road works in guest house area	94,303	-	-	-	94,303
Retainning wall between Vice Chancellor bungalow & senior staff quarter	46,800	-	-	-	46,800
Landscaping and road works & other related to Vice Chancellor Bungalow	435,586	-	-	-	435,586
Landscaping & road works in cafeteria & toilets	99,959	-	-	-	99,959
Road & Landscaping in Hostel Area	190,809	-	-	-	190,809
Fixing a sink at administration Block	12,285	-	-	-	12,285
Strom Water Drainage system	21,931	-	-	-	21,931
Balance Work of Road and Landsaping 2	287,651	-	-	-	287,651

Notes to the Financial Statements (Cont.)

Fiber Network (Master Network Cabling of Phase 2)	1,107,944	-	-	1,107,944
Infrastructure Development Project for Technology Stream Degree Programme	12,660,968	-	5,380,911	7,280,057
Staff Quarters	2,016,895	-	1,825,001	191,893
Staff Learning Unit	8,289,522	-	4,285,085	4,004,438
Design Refurnish Main Canteen	792,663	-	-	792,663
Student Welfare Centre	3,808,337	-	1,818,751	1,989,586
Library Building	20,576,748	-	9,529,171	11,047,576
Alternative Water Supply	1,428,023	632,329	-	2,060,352
Total	67,009,335	632,329	22,838,920	44,802,744
14.1.2 Furniture				
Supplier/ Item	Balance as at 01.01.2022	Additions / Adjustments	Released	Balance as at 31.12.2022
City Furnishing House (Pvt) Ltd	105,306	-	-	105,306
Leema Creations (Pvt) Ltd	3,470,301	162,593	656,101	2,976,793
R.M. Senavirathna	10,710	-	-	10,710
Sigiri Samurdhi Steel Furniture (Pvt) Ltd	36,602	-	-	36,602
Microtech Biological (Pvt) Ltd	135,506	-	-	135,506
Gamini Furniture & Timber Stores	650,555	955,684	-	1,606,239
N & A Holdings (Pvt) Ltd	-	346,781	-	346,781
Sujith Furniture Manufactures	-	121,068	-	121,068
Enex Agencies (Pvt) Ltd	-	161,034	-	161,034
Total	4,408,980	1,747,159	656,101	5,500,038
14.1.3 Computer				
Assidua Technologies (Pvt) Ltd	7,763	-	-	7,763
John Keells Office Automation (Pvt) Ltd	190,400	-	-	190,400
Debug Computer Peripherals (Pvt) Ltd		278,060	-	278,060
Total	198,163	278,060	-	476,223
14.1.4 Office Equipment				
Metro Computer Technology	5,856	-	-	5,856
Metropolitan Office (Pvt) Ltd	2,473	-	-	2,473
Total	8,329	-	-	8,329
14.1.5 Lab Equipment				
Scientific Instruments (Pvt) Ltd	263,048	-	-	263,048
Quolikem International (Pvt) Ltd	941,630	-	-	941,630
Analytical Instruments (Pvt) Ltd	274,219	-	255,501	18,718
Avon Pharmo Chem (Pvt) Ltd	367,618	-	-	367,618
S & D Associates (Pvt) Ltd	327,452	-	-	327,452
Hemsons International (Pte) Ltd	76,406	-	-	76,406
Organic Trading (Pvt) Ltd	7,004	-	-	7,004
Hayleys Lifesciences (Pvt) Ltd	27,000	-	-	27,000
Bhoomi Tech (Pvt) Ltd	28,650	-	-	28,650
Micro Tech Biological (Pvt) Ltd	598,000	-	-	598,000
Total	2,911,025	-	255,501	2,655,524

Notes to the Financial Statements (Cont.)

14.1.6 Technology Stream				
Ceylon Business Appliances (Pvt) Ltd	2,185	-	-	2,185
Gamini Furniture & Timber Stores	775,278	-	-	775,278
Scientific Instruments (Pvt) Ltd	69,000	-	-	69,000
Udharas Construction	199,814	-	-	199,814
Islandwide Scientific (Pvt) Ltd	224,365	-	-	224,365
Demeter Technologies (Pvt) Ltd	637,200	-	-	637,200
14.1.6 Technology Stream (Contd.)				
Supplier/ Item	Balance as at 01.01.2022	Additions / Adjustments	Released	Balance as at 31.12.2022
WMJ Construction	432,175	78,170	158,339	352,005
Hemsons International (Pvt) Ltd	2,814,831	-	-	2,814,831
Leema Creations (Pvt) Ltd	1,921,320	-	-	1,921,320
Scientific Instruments (Pvt) Ltd	485,784	-	-	485,784
Micro Tech Biological (Pvt) Ltd	3,338,500	-	-	3,338,500
Analytical Instruments (Pvt) Ltd	-	458,109	-	458,109
	10,900,452	536,279	158,339	11,278,391
14.1.7 Other Capital Assets				
Vithanage Enterprises	4,968	-	-	4,968
Richard Pieris Distributors Limited	-	314,017	-	314,017
	4,968	314,017	-	318,985
14.1.8 Building & Structures - Rehabilitation				
Universal Wireman (Pvt) Ltd	38,715	-	-	38,715
Janathakshan (GTE) Ltd	175,197	-	-	175,197
Sandra Fiona Construction & Suppliers	5,335	-	-	5,335
Diesel & Motor Engineering PLC	128,693	-	-	128,693
Udharas Construction	28,359	-	-	28,359
Leema Creation (Pvt) Ltd	-	28,783	-	28,783
Advanced Micro Technology (Pvt) Ltd	-	136,319	-	136,319
Total	376,300	165,102	-	541,402
Total Retentions	85,817,551	3,672,946	23,908,861	65,581,635
14.1.9 Any retained balance prevailed as at 01.01.2022, if fully released during the year, was eliminated from the above list				
14.2 Sundry Creditors - Recurrent				
		2022	2021	
		Rs.	Rs.	
Sundry Creditors - Recurrent		1,100	1,100	
Foreign Funded Project (Fifth Census Sinharaja 25ha Plot)		22,226,246	13,128,786	
Presidential Scholarship		230,250	230,250	
Funds from MOHE		39,135	39,135	
Collections of University		6,675,631	8,551,877	
Business Linkage Unit		4,514,915	1,770,570	
Research Grants		33,687,277	23,721,719	

Notes to the Financial Statements (Cont.)

14.3 Sundry Creditors - Capital		Less than 1 year	More than 1 year	Total
14.3.1 Construction				
	Darinton Construction (Pvt) Ltd	56,992,434	-	56,992,434
	Nazeeha Hardware & Construction	1,537,321	-	1,537,321
	Kumarasiri Civil Contractors	4,592,129	-	4,592,129
	Central Engineering Consultancy Bureau	1,088,959	-	1,088,959
	Node Engineering Consortium	48,437,301	-	48,437,301
	Central Engineering Services (Pvt) Ltd	17,900,054	-	17,900,054
		130,548,199	-	130,548,199
14.3.2 Acquisition of Fixed Assets				
	Gamini Furniture & Timber Stores	414,918	-	414,918
	Base Hp (Pvt) Ltd	261,000	-	261,000
	D.S.Book International	-	420,159	420,159
	Sarasavi bookshop (Pvt) Ltd	611,244	-	611,244
	Expographic Books (Pvt) Ltd	783,140	-	783,140
	Rathna Jaya Gems & Tools (Pvt) Ltd	267,000	-	267,000
	Torbo Enterprises	568,400	-	568,400
	Municipal Council, Badulla	42,199	-	42,199
	Badulla Divisional secretariat	25,399,346	-	25,399,346
	Pack Software Point (Pvt) Ltd	-	41,250	41,250
		28,347,247	461,409	28,808,656
14.3.3 Research Grant				
	R.M.D.P.K. Rathnayaka	55,000	-	55,000
	M. Sukanya	110,000	-	110,000
	R.W.K. Anjana	60,000	-	60,000
	Avon Pharmo Chem (Pvt) Ltd	145,947	-	145,947
	A & D Enterprises	15,500	-	15,500
	Neochem International (Pvt) Ltd	29,964	-	29,964
	Hemsons International (Pvt) Ltd	18,555	-	18,555
	Sri SR Laboratory (Pvt) Ltd	79,100	-	79,100
	Microtech Biological (Pvt) Ltd	86,250	-	86,250
		600,316	-	600,316
14.3.4 Technology Faculty				
	Analytical Instrument	-	1,622,981	1,622,981
	Metropolitan Technologies (Pvt) Ltd	-	2,809,240	2,809,240
	Dynamic AV Technologies (Pvt) Ltd	390,415	-	390,415
	WMJ Constructions	291,934	-	291,934
	Leema Creations (Pvt) Ltd	-	4,876,200	4,876,200
	Hemsons International (Pvt) Ltd	-	987,583	987,583
		682,348	10,296,004	10,978,352
	Total	160,178,110	10,757,413	170,935,523

Notes to the Financial Statements (Cont.)

15	Provision for Gratuity	2022	2021
		Rs.	Rs.
	Balance as at the beginning of the year	118,687,807	109,894,564
	Net Gratuity payments made/ received for those transferred	(2,678,903)	(817,577)
	Benefits paid/Payable	(4,709,064)	(1,145,780)
	Interest Cost for the Period	13,649,098	8,726,159
	Current Service Cost /Provision for the Year	16,587,879	14,348,675
	Actuarial(Gain)/Loss	(8,349,633)	(12,318,234)
	Balance as at end of the year	133,187,185	118,687,807
16	Provision for Compensation	2022	2021
		Rs.	Rs.
	Balance as at the beginning of the year	33,372,413	-
	Provision for the year	-	33,372,413
	Compensation paid for the year	-	-
	Balance as at end of the year	33,372,413	33,372,413
	<p>There are three pending Court Cases (Writ Applications) filed by industrialist, resides in the University Premises, against the Ministry of Higher Education. Uva Wellassa University is one of the co-respondent. The Cabinet Appointed Committee of Compensation has been assessed the value of the compensation to be paid to Industrialists who resides in the University Premises and approved by the Cabinet. The assessed value of the compensation is Rs. 54,962,086/= and 61% of assessed value has been provided in Financial Statements in the year of 2021. For the recording purpose, the compensation provision firstly identified as an asset under intangible assets and fully amortized for the period of the year 2021.</p>		
17	Revaluation Reserves	2022	2021
	Balance as at beginning of the year	851,130,601	-
	Total Cost of Revalued Lab Equipment as at end of the year	652,023,848	2,190,906,891
	Total Accumulated Depreciation of Buildings as at 31.12.2022	(574,371,949)	(1,043,237,492)
	Total Net Book Value as at 01.01.2022	77,651,898	1,147,669,399
	Revalued Amount	631,490,690	1,998,800,000
	Revaluation Surplus / Reserves for the year	553,838,792	851,130,601
	Total Revaluation Reserve as at 31.12.2022	1,404,969,393	851,130,601
	<p>Revaluation reserve is comprised with revaluation gain arised from revaluation of Building and Lab Equipment</p>		

Notes to the Financial Statements (Cont.)

18 General Reserves		
	2022	2021
	Rs.	Rs.
Balance as at the beginning of the year	2,620,873,818	2,286,898,145
<u>Adjustments relevant to prior periods</u>		
Adjustments related to Fixed Assets	126,931,611	420,221
Adjustments related to Inventory	63,449	46,504
Adjustments related to Accrued Expenses	(81,617)	157,249
Adjustments related to Funds	9,992,397	189,571,528
Adjustments related to Funds	(2,229,496)	817,577
Adjustments related to Depreciation	(26,002,648)	-
Other Adjustments	(481,095)	-
Adjusted Balance	2,729,066,420	2,477,911,224
Surplus/(Deficit) Transferred	(225,687,938)	142,962,594
Balance as at end of the year	2,503,378,482	2,620,873,818
19 Bond Violation Fund		
	2022	2021
	Rs.	Rs.
<u>Fund Received</u>		
Balance as at the beginning of the year	45,326,433	38,199,749
M.A.D.S. Marasinghe	263,724	-
R.W.V.P.C Rajapaksha	4,400,000	-
A.M. Samaraweera	5,305,000	-
D.R.V.L.B. Thambavita	4,936,547	-
K.M.R. Siriwardhana	100,000	-
N.C. Jayasinghe	500,000	-
A.A.K.K. Jayawardhana	5,174,939	-
GMAUK Gannoruwa	243,545	-
K.W.M.M.P. Wasala	-	1,466,695
W.M.P.G.C. Weerakoon	1,550,000	2,750,000
R.M.T.C.B. Ekanayake	-	1,537,218
K.M.R.K. Kulathunga	-	1,372,770
Total	22,473,755	7,126,683
Balance as at end of the year	67,800,188	45,326,433
<u>Interest on Fund</u>		
Balance as at the beginning of the year	9,992,396	8,862,789
Transferred to general reserves	(9,992,396)	1,129,607
Balance as at end of the year	-	9,992,396
Grand Total as at 31.12.2021	67,800,187	55,318,829

Notes to the Financial Statements (Cont.)

20 Other Funds		2022	2021
		Rs.	Rs.
UKK Fund	20.1	-	6,747,068
Vice Chancellor's Fund	20.2	1,702,657	902,667
Welfare Fund	20.3	177,364	177,364
Chancellor's Scholarship Fund	20.4	1,375,863	1,267,602
University Development Fund	20.5	15,602,073	863,773
ANS & EAG Faculty Development Fund	20.6	48,812	14,601
SCT Faculty Development Fund	20.6	666,512	225,618
MGT Faculty Development Fund	20.6	514,799	307,934
CODL Development Fund	20.6	988,403	543,878
Fund for Awards	20.7	1,403,082	249,833
Other Funds		57,801	57,801
		22,537,365	11,358,140
20.1 UKK Fund		2022	2021
		Rs.	Rs.
Balance as at the beginning of the year		6,747,068	6,482,795
Fixed Deposit Interest recorded		171,583	264,274
Transferred to University Development Fund		(6,918,651)	-
Balance as at end of the year		-	6,747,068
20.2 Vice Chancellor's Fund			
Balance as at the beginning of the year		902,667	822,028
Fixed deposit Interest recorded		78,183	20,640
Transfer from other projects		721,807	60,000
Balance as at end of the year		1,702,657	902,667
20.3 Welfare Fund			
Balance as at the beginning of the year		177,364	177,364
Movement during the year		-	-
Balance as at end of the year		177,364	177,364
20.4 Chancellor's Scholarship Fund			
Balance as at the beginning of the year		1,004,500	1,004,500
<u>Interest on Fund</u>			
Interest brought forward		263,102	269,143
Fixed deposit Interest recorded		164,393	57,959
Scholarship Payments to Students		(56,132)	(64,000)
Net Interest on Fund		371,363	263,102
Balance as at end of the year		1,375,863	1,267,602
20.5 University Development Fund			
Balance as at the beginning of the year		863,773	863,246
Fixed deposit Interest recorded		586,688	527
Transferred from UKK Fund		6,918,651	-
Transfer from other projects		7,232,960	-
Balance as at end of the year		15,602,073	863,773

Notes to the Financial Statements (Cont.)

20.6 Faculty Development Funds

The University Development Fund and Faculty Development Funds were established during the year 2017 and transferring a percentage of income of the Self Financing Activities conducted by each Faculty.

20.7 Fund for Awards

The Fund has been established during the year 2017 aiming at to appreciate the best performing students at the Convocation. The interest received by investing the fund will be used for this purpose.

21 Revenue from Non Exchange Transactions- Recurrent

	2022	2021
	Rs.	Rs.
Recurrent Grants received from Treasury	1,201,000,000	1,115,000,000
Grants for Bursary & Mahapola Scholarships	50,619,400	29,337,900
	1,251,619,400	1,144,337,900

22 Revenue from Exchange Transactions- Recurrent

	2022	2021
	Rs.	Rs.
Income from Self Financed Programmes	22.1 36,671,175	11,354,500
Miscellaneous Income	22.2 36,664,928	21,517,496
	73,336,104	32,871,996

22.1 Income from Self Financed Programmes

	2022	2021
	Rs.	Rs.
Course Fees - Certificate, Diploma, Degree Courses	27,838,675	1,868,000
Course Fees - Post Graduate Courses	8,832,500	9,486,500
	36,671,175	11,354,500

22.2 Miscellaneous Income

	2022	2021
	Rs.	Rs.
Registration Fees - Undergraduates	1,590,000	1,367,000
Examination Fees - Undergraduates	655,905	574,460
Interest from Loans & Advances	352,064	392,084
Interest from Investments	6,358,403	542,882
Sale of Discarded Items	190,983	20,325
Rent Income	1,074,175	967,370
Hostel Fees	6,616,968	3,531,650
Medical Fess	310,200	273,200

Notes to the Financial Statements (Cont.)

	Library Fines	-	2,860
	Ancillary Activities	1,121,000	907,600
	Miscellaneous Receipts – Recurrent	3,508,058	3,300,030
	Miscellaneous Receipts – Capital	69,041	98,535
	Aptitude Test (Expenditure - Ref. Note 29)	13,718,450	9,539,500
	Consultancy Income	78,500	-
	Exchange Gain Loss	115,418	-
	SFA University Contribution	905,763	-
		36,664,928	21,517,496
23	Revenue from Non Exchange Transactions- Capital		
		2022	2021
		Rs.	Rs.
	Capital Grants	23.1	
		216,067,868	439,226,152
		216,067,868	439,226,152
23.1	Capital Grants		
	Capital Received in Advance at the beginning of the year	1,627,671	1,594,333
	<u>Capital Grants Received</u>		
	Treasury Grants	75,000,000	195,000,000
	UGC Block Grants - Technology Faculty	20,000,000	117,000,000
	UGC Block Grants - Staff Quarters	-	3,600,000
	UGC Block Grants - IT infrastructure for Online Teaching	-	10,000,000
	UGC Block Grants - Inter University Championship	2,000,000	-
	AHEAD Grants - To facilitate the Additional Student Intake	114,550,983	113,659,490
	Other Donations received for the period	5,062,615	-
	Total Grants to be utilized for the period	218,241,269	440,853,823
	Capital grant recognized in statement of Income	(216,067,868)	(439,226,152)
	Capital Received in Advance at the end of the year	2,173,402	1,627,671
23.2	As per the new policy derived from SLPSAS 11 Capital grant recognized in Statement of Financial performance is the amount of capital expenditure paid from the grants received in acquisition of Fixed Assets during the year. In AHEAD grants to facilitate additional student intake, Rs. 22,364,104.71 was received in Cash.		

Notes to the Financial Statements (Cont.)

24 Personnel Emoluments		2022	2021
		Rs.	Rs.
Personnel Emoluments- Academic Staff	24.1	742,937,739	627,890,669
Personnel Emoluments- Non Academic Staff	24.2	205,427,777	183,461,304
Gratuity Expense	24.3	19,208,441	10,756,600
Total (Academic and Non Academic Staff)		967,573,957	822,108,573
24.1 Personnel Emoluments - Academic Staff			
Salaries and Wages		235,332,227	200,541,716
University Provident Fund		43,301,420	36,660,800
University Pension Fund		35,090,925	30,697,252
Employees Trust Fund		15,761,422	13,471,612
Academic Allowances		263,538,385	228,706,024
Other Allowances		1,565,185	1,197,422
Cost of Living Allowance		26,346,765	22,299,963
Visiting Lecture Fees		2,234,220	1,155,225
Research Allowances		61,541,259	55,236,433
Entertainment Allowances		2,147,521	2,075,514
Property Loan Interest		801,097	1,314,013
24.1 Personnel Emoluments - Academic Staff (Contd.)			
		2022	2021
		Rs.	Rs.
Additional Allowances		36,487,414	32,800,596
Fuel Allowance		3,463,755	1,734,100
Monthly Allowance		15,324,122	-
Total - Academic		742,937,739	627,890,669

Notes to the Financial Statements (Cont.)

24.2 Personnel Emoluments - Non Academic Staff		
Salaries and Wages	89,537,606	85,084,739
University Provident Fund	10,668,270	9,792,897
University Pension Fund	10,564,614	9,971,324
Employees Trust Fund	4,246,579	3,952,846
Acting Pay	389,017	384,467
Other Allowances	768,975	822,119
Cost of Living Allowance	17,447,784	16,656,439
Over Time	992,687	708,459
Holiday Payments	125,183	297,433
Entertainment Allowances	266,215	259,416
Equalization Allowances	92,472	92,472
Reimbursements of Property Loan Interest	177,376	330,039
Research Allowances	2,708,103	3,060,023
Additional Allowances	16,854,163	15,830,630
Monthly Compensatory Allowance	38,200,574	35,704,472
Fuel Allowance	1,132,935	499,520
Adjustment Allowance	66,083	14,008
Monthly Allowance	11,189,144	-
Total -Non Academic	205,427,777	183,461,304
24.3 Gratuity Expenses		
Current Services Cost - Academic	13,792,265	11,810,540
Current Services Cost - Non Academic	2,795,614	2,538,135
Gratuity Interest Cost	13,649,098	8,726,159
Net Acturial Gain Loss (Gratuity)	(8,349,633)	(12,318,234)
Net Gratuity payments made/ received for those transferred	(2,678,903)	-
Total Gratuity Expenses	19,208,441	10,756,600
25 Travelling and Subsistence		
	2022	2021
	Rs.	Rs.
Domestic	466,431	147,689
Foreign	175,000	143,900
	641,431	291,589

Notes to the Financial Statements (Cont.)

26	Supplies	2022	2021
		Rs.	Rs.
	Stationary and Office requisites	8,029,213	7,969,086
	Fuel and Lubricant - Transport	4,344,618	957,974
	Uniform and Tailoring charges	515,634	560,444
	Mechanical and Electrical goods	2,565,081	1,471,835
	Chemicals & Glassware	10,294,048	6,838,877
	Medical Supplies	1,357,291	607,774
	Other Supplies	90,566	159,843
		27,196,450	18,565,832
27	Maintenance	2022	2021
		Rs.	Rs.
	Vehicles	3,017,058	621,425
	Plant, Machinery and Equipment	5,313,326	6,505,310
	Building & Structures	9,024,257	9,036,711
	Furniture	3,430	-
	Other maintenance	236,825	72,241
		17,594,896	16,235,687
28	Contractual Services	2022	2021
		Rs.	Rs.
	Transport	25,899,815	23,481,679
	Telecommunication	16,046,040	16,830,027
	Postal Charges	964,605	960,385
	Electricity	24,222,813	11,167,320
	Water	7,071,924	3,010,489
	Security Service	66,440,967	51,685,898
	Cleaning Service	67,819,322	55,623,770
	Rent & Hire Charges	67,031,399	59,621,405
	Printing & Advertising etc.	2,991,461	7,137,200
	Other Contractual Services	858,090	492,115
		279,346,436	230,010,286

Notes to the Financial Statements (Cont.)

29	Other Recurrent Expenses (Contd.)	2022	2021
		Rs.	Rs.
	Academic Research	241,877	27,038
	Staff Development	860,572	893,605
	Postgraduate Research and Scholarships	393,412	19,741
	Course Materials for Students & Quality Improvement	414,526	1,472,045
	Industry internships, Practical and Career Guidance	2,527,878	1,393,984
	Student Development and Initiative Programmes	4,521,887	188,228
	University Sport Activities	1,598,721	247,750
	Students & Employee Welfare	134,965	19,425
	Corporate Plan & Growth Outlook	23,165	212,980
	Holiday warrants season tickets	769,500	26,750
	Entertainment Expenses	1,606,536	447,011
	Bank Charges	-	-
	Contribution & Membership Fees	1,010,995	270,996
	Convocation Expenses	3,754,083	2,575,926
	Examination Expenses	4,805,842	3,523,442
	Others	359,028	252,575
	Aptitude Test Expenses (Income - Ref. Note 22)	13,718,450	6,838,408
	Employee Welfare & Medical	-	-
		47,599,942	24,712,170
30	Self Financed Programme Expenses	2022	2021
		Rs.	Rs.
	Resource Personnel fees	461,000	84,000
	Stationary & Consumable	223,220	854,017
	Visiting Lecture Fees	3,065,250	1,647,000
	Coordination Fees	3,405,880	1,117,803
	Advertising	741,194	33,750
	University Overhead	1,082,091	41,035
	Other Expenses	1,691,772	148,110
	Examination Expenses	922,004	22,900
		11,592,412	3,948,615
31	Bursary	2022	2021
		Rs.	Rs.
	Bursary Scholarships Payments	50,619,400	29,337,900
		50,619,400	29,337,900

Notes to the Financial Statements (Cont.)

32 Depreciation -1

	2022	2021
	Rs.	Rs.
Buildings	144,505,458	106,269,907
Furniture & Fittings	32,686,713	24,133,715
Office Equipment	4,833,316	5,022,215
Computers	29,996,371	23,129,262
Laboratory & Teaching Equipment	88,804,838	101,237,525
Books & Periodicals	8,711,895	9,367,299
Sports Goods	745,528	1,533,679
Other Capital Assets	11,630,253	6,033,267
Cloaks	315,486	298,984
Motor Vehicle	3,288,333	3,730,000
Plant & Machinery	4,622,478	2,915,473
	330,140,667	283,671,326

Depreciation -2

	2022	2021
	Rs.	Rs.
Expenses for University Sports Activities	879,852	-
Strengthening Research	5,849,568	9,620,963
Interest payment for Compensation Expenses	25,441,545	33,372,413
Software	1,995,774	1,277,470
Competency Building of Staff	241,000	320,630
	34,407,739	44,591,475
Total	364,548,407	328,262,801

33 Current surplus/ (Deficit) for the period

Current Deficit in Statement of Financial Performance reflects the over expense amount made during the year. Eventhough, Current Surplus comprised with both non exchange & exchange transactions, during the year the university has not earned sufficient income over it's expenses.

34 Capital surplus/ (Deficit) for the period

Capital deficit reflects the difference between capital grant and capital expenditure. Capital expendire reflects the amount of depreciation and amortization made during the year. Capital grant is the grant received to finance capital expenditure. Capital grant is recorded as per the SLPSASs 11. During the year, Rs. 124 mn deficit reflects over depreciation compared to capital income.

Notes to the Financial Statements (Cont.)

35 Recurrent Expenditure Programme based	2022	2021
	Rs.	Rs.
General Administration	327,312,909	299,615,998
Academic Services	865,389,621	700,447,284
Teaching Resources	25,614,487	22,507,991
Maintenance	40,410,436	21,688,467
Welfare Services	16,880,292	10,026,267
Postgraduate Studies	6,192,517	6,284,923
Ancillary Activities	50,759,531	51,353,207
	1,332,559,795	1,111,924,137
36 The University has been selected as a grantee of Accelerating Higher Education Expansion and Development Project (AHEAD Project) granted by Ministry of Education. During the year 2022, the University has accounted Rs. 206 Mn worth of Capital Assets granted by AHEAD Project.		
37 Two researches of the University were able to commercialize their products through the University Business Linkage, by adding value to the economy. Agreements have been signed with two entrepreneurs to get quarterly and monthly royalty income from, <ol style="list-style-type: none"> 1. Commercialization of a Method for Manual production of Banana Fiber pellets and Banana fiber paper 2. Commercializations of manufacturing a backed food incorporated with Rathu Heenati rice floor, Chick pea flour and Mungbean flour for Toddlers. 		

6.9 Performance (Control) Report for the Year 2022

	Original Budget Rs.	Revisions Rs.	Revised Budget Rs.	Actual Rs.
Income - Recurrent				
Recurrent Grant	1,265,000,000	-	1,265,000,000	1,201,000,000
Self Financed Programme Income	10,500,000	-	10,500,000	36,671,175
Other Income	7,000,000	-	7,000,000	22,946,478
Total Income -Recurrent	1,282,500,000	-	1,282,500,000	1,260,617,654
Expenses - Recurrent				
Personnel Emoluments	865,000,000	100,000,000	965,000,000	967,571,935
Travelling Expenses	3,000,000	(2,500,000)	500,000	641,431
Supplies	26,000,000	(7,660,000)	18,340,000	27,196,450
Maintenance	16,000,000	(4,410,000)	11,590,000	17,594,896
Contractual Expenditure	308,000,000	(69,800,000)	238,200,000	279,346,436
Other Recurrent Expenses	47,000,000	(15,630,000)	31,370,000	33,881,492
Self Financed Programme Expenses	10,500,000	-	10,500,000	11,592,412
Total Expenses - Recurrent	1,275,500,000	-	1,275,500,000	1,337,825,052
Income - Capital				
Capital Grants	210,000,000	(105,000,000)	105,000,000	75,000,000
UGC Block Grants	-	-	-	20,000,000
UGC Block Grants - Inter University Championship	-	-	-	2,000,000
AHEAD Grants- Additional Student Intake	-	-	-	22,364,105
Total Income - Capital	210,000,000	105,000,000)	105,000,000	119,364,105
Expenses - Capital				
Rehabilitation & Improvement of Capital Assets	35,000,000	(31,000,000)	4,000,000	2,905,722
Acquisition of Fixed Assets	65,000,000	(33,700,000)	31,300,000	32,432,900
Construction of Buildings	95,000,000	(31,900,000)	63,100,000	166,257,841
Strengthening Research	12,000,000	(6,000,000)	6,000,000	5,849,568
Human Capital Development Projects	3,000,000	(2,400,000)	600,000	241,000
Expenses of Inter University Championship	-	-	-	879,852
Budget Proposals 2016/17 - Establishment of Technology Faculty	-	-	-	40,291,004
Total Expenses - Capital	210,000,000	(105,000,000)	105,000,000	248,857,888

6.10 Analysis Of Self Financing Activities

1 Undergraduate Courses

The centre for Open & Distance Learning (CODL) has conducted certificate courses, diploma and degree programmes during the year 2022. Some programmes have been completed during the year and some programmes are still being continued. After analyzing profits of completed programmes university has recovered university's overheads and agreed percentages from the profits have been transferred to funds. Following is the analysis of certificate courses, diplomas, and degree programmes conducted during the year.

1.1 Income Expenditure analysis of Ongoing courses

Certificate Courses

Name of the Course	Cumulative Income as at 31.12.2022	Cumulative Expenses as at 31.12.2022
Certificate course in Web Designing 2022	585,000	-
Certificate Course in English for School Leavers - 9th Batch	4,111,500	626,542
Certificate Course in Gem Resource Management 2022	675,000	357,940
Certificate Course in English for School Leavers - 8th Batch	2,319,000	616,842
Total	7,690,500	1,601,324

Diploma Courses

Name of the Diploma	Cumulative Income as at 31.12.2022	Cumulative Expenses as at 31.12.2022
Diploma in Management 1 st Intake	2,714,000	742,497
Diploma in Counselling Psychology 1 st Intake	1,957,000	105,435
Total	4,671,000	847,932

Degree Programmes

Name of the Degree Program	Cumulative Income as at 31.12.2022	Cumulative Expenses as at 31.12.2022
BBM (External) Degree Programme - 1st Intake	10,631,230	4,229,184
BBM (External) Degree Programme - 2nd Intake	14,412,200	1,559,961
Total	25,043,430	5,789,144

ANALYSIS OF SELF FINANCING ACTIVITIES (Cont.)**1.2 Income Expenditure analysis of completed courses**

During the year following certificate courses have been completed.

Certificate Courses

Name of the Course	Total Income	Total Expenditure	Recovery of University Overhead	Excess transferred to funds
Certificate Course in English for School Leavers (Batch VII)	1,692,000	706,343	70,600	985,657
Certificate Course in Java & Web Design (Intake IV)	846,000	640,853	188,026	205,148
Certificate Course in History for School Teachers (Batch V)	362,500	310,677	14,964	51,824
Certificate Course in Robotics and Arduino Programming - 2019	349,000	227,896	48,536	121,105
Certificate Course in Plant Tissue Culture (Special Intake)	249,000	194,525	6,000	54,475
Short Course for Science Teachers (Grade 6 - 11)	1,988,000	1,437,498	598,091	550,503
GIS Remote Sensing Training Programme for Local Authorities	890,000	629,214	88,650	260,786
Total	6,376,500	4,147,004	1,014,867	2,229,496

2 Post Graduate Courses

The University facilitates several post graduate courses including master of philosophy (M. Phil), Doctor of Philosophy (PhD), Master of Business administration (MBA) and Master of Science in Environmental Technology and Management. Master of Philosophy (MPhil) and Doctor of Philosophy (PhD) are mainly based on researches. Master of Business Administration (MBA) and Master of Science in Environmental Technology and Management include taught course and research component as well.

Name of the Post Graduate Course	Cumulative Income as at 31.12.2022	Cumulative Expenses as at 31.12.2022
Master of Business Administration 1st Intake	11,931,000	5,795,617
Master of Business Administration 2nd Intake	2,732,000	1,309,695
Master of Business Administration 3rd Intake	8,000	-
Master of Science in Environmental Technology & Management	2,170,000	567,896
MPhil Degree Programmes	3,287,000	235,555
PHD Programme Applied Science	179,000	-
Total	20,307,000	7,908,763

3

Since the academic years of self financing activities are different from calendar years, cumulative income and expenditure have been taken for each course, instead of annual income and expenditure as per the calendar years.


6.11 Summary of Programme & Project Wise Recurrent Expenditure

Programme	Personnel Emoluments - Academic & Non- Academic	Travelling Expenses	Supplies	Maintenance Expenses	Contractual Services	Other Recurrent Expenditure	Total
General Administration	101,321,366	181,619	9,968,389	16,215,406	188,343,071	11,283,059	327,312,909
General Administration	72,073,955	175,620	5,540,336	16,164,071	98,047,661	10,833,088	202,834,732
Financial Administration	18,242,755	1,750	544,876	33,200	627,062	449,971	19,899,613
Stores & supply services	9,194,084	4,249	51,203	-	26,000	-	9,275,536
Security Service	1,810,572	-	5,850	-	66,440,967	-	68,257,390
Transport services	-	-	3,826,124	18,135	23,201,380	-	27,045,639
Academic	812,844,261	396,112	19,884,658	783,609	11,866,660	19,614,321	865,389,621
Faculty of Science & Technology	276,815,546	17,157	3,478,986	45,350	3,712,158	3,596,809	287,666,007
Faculty of Management	129,445,067	133,910	395,041	46,210	1,524,196	2,441,569	133,985,992
Faculty of ANS & EAG	306,633,123	245,045	14,494,233	662,032	4,660,201	10,971,828	337,666,462
Faculty of Technological Studies	99,950,526	-	1,516,399	30,018	1,970,104	2,604,114	106,071,160
Teaching resources	23,335,075	18,900	629,685	38,943	427,248	1,164,636	25,614,487
Library Services	23,335,075	18,900	311,907	30,400	312,958	206,590	24,215,829
Educational Technology	-	-	317,778	8,543	114,290	958,047	1,398,658
Welfare services	13,549,900	7,000	1,422,986	4,050	309,874	1,586,482	16,880,292
Students & staff welfare	-	-	-	-	-	-	-
Health Services	4,706,184	-	1,068,605	-	66,000	2,870	5,843,660
Physical Education	8,843,715	7,000	354,381	4,050	243,874	1,583,612	11,036,633
Maintenance	7,774,179	-	553,001	552,888	31,485,213	45,155	40,410,436
Land & buildings	7,774,179	-	553,001	552,888	181,825	45,155	9,107,048
Electricity Supply	-	-	-	-	24,231,464	-	24,231,464
Water Supply	-	-	-	-	7,071,924	-	7,071,924

SUMMARY OF PROGRAMME & PROJECT WISE RECURRENT EXPENDITURE (Contd.)

Programme	Personnel Emoluments - Academic & Non- Academic	Travelling Expenses	Supplies	Maintenance Expenses	Contractual Services	Other Recurrent Expenditure	Total
Postgraduate Studies	4,764,768	37,800	1,026,239	-	175,790	187,920	6,192,517
Postgraduate Unit	4,764,768	37,800	1,026,239	-	175,790	187,920	6,192,517
Ancillary activities	3,982,386	-	38,566	-	46,738,580	-	50,759,531
Hostels	3,982,386	-	38,566	-	46,738,580	-	50,759,531
Total	967,571,935	641,431	33,523,524	17,594,896	279,346,436	33,881,573	1,332,559,795

7.11 Report of the Auditor General

	<h1 style="margin: 0;">ජාතික විගණන කාර්යාලය</h1> <h2 style="margin: 0;">தேசிய கணக்காய்வு அலுவலகம்</h2> <h2 style="margin: 0;">NATIONAL AUDIT OFFICE</h2>	
මගේ අංකය எனது இல. } UPCG/BD/D/UWU/2022/FS My No.	ඔබේ අංකය உமது இல. } Your No.	දිනය திகதி } 2023 ඔක්තෝබර් 06 දින Date
උපකුලපති, උච්ච ලේඛන විශ්ලේෂණාලය.		<div style="text-align: right;"> Registrar Bursar Asst Internal Auditor </div> <div style="text-align: right; margin-top: 10px;">  18/10 </div>
උච්ච ලේඛන විශ්ලේෂණාලයේ 2022 දෙසැම්බර් 31 දිනෙන් අවසන් වර්ෂය සඳහා වූ මූල්‍ය ප්‍රකාශන සහ එහි කටයුතු පිළිබඳව ශ්‍රී ලංකා ප්‍රජාතාන්ත්‍රික සමාජවාදී ජනරජයේ ආණ්ඩුක්‍රම ව්‍යවස්ථාවේ 154(6) ව්‍යවස්ථාව ප්‍රකාරව විගණකාධිපති වාර්තාව		
පාර්ලිමේන්තුවේ සභාගත කිරීම සඳහා 2023 ඔක්තෝබර් 04 දින ඉදිරිපත් කරන ලද යථෝක්ත වාර්තාව භාෂාත්‍රයෙන් මේ සමඟ එවමි.		
<div style="text-align: center;">  ඩබ්ලිව්.එම්.පී.ඒ.ලොන්සේකා නියෝජ්‍ය විගණකාධිපති විගණකාධිපති වෙනුවට </div>		
		
<div style="display: flex; justify-content: space-between; font-size: small;"> අංක 306/72, පොල්දූව පාර, බත්තරමුල්ල, ශ්‍රී ලංකාව இல. 306/72, பொல்துவ வீதி, பத்தரமுல்லை, இலங்கை. No. 306/72, Polduwa Road, Battaramulla, Sri Lanka. </div> <div style="display: flex; justify-content: space-around; align-items: center;"> <div style="text-align: center;">  +94 11 2 88 70 28 - 34 </div> <div style="text-align: center;">  +94 11 2 88 72 23 </div> <div style="text-align: center;">  ag@auditorgeneral.gov.lk </div> <div style="text-align: center;">  www.naosl.gov.lk </div> </div>		

Uva Wellassa University - 2022

1. Financial Statements

1.1 Qualified Opinion

The audit of the financial statements of the Uva Wellassa University for the year ended 31 December 2022 comprising the statement of financial position as at 31 December 2022 and the statement of financial performance, statement of changes in equity and cash flow statement for the year then ended, and notes to the financial statements, including a summary of significant accounting policies, was carried out under my direction in pursuance of provisions in Article 154(1) of the Constitution of the Democratic Socialist Republic of Sri Lanka read in conjunction with provisions of Sub Section 107(5) of the University Act No. 16 of 1978 and the National Audit Act No. 19 of 2018. My comments and observations which I consider should be report to Parliament appear in this report.

In my opinion, except for the effects of the matters described in the Paragraph 1.5 of this report, the accompanying financial statements give a true and fair view of the financial position of the University as at 31 December 2022, and of its financial performance and cash flows for the year then ended in accordance with Sri Lanka Public Sector Accounting Standards.

1.2 Basis for Qualified Opinion

My opinion is qualified on the matters described in paragraph 1.5 of this report.

I conducted my audit in accordance with Sri Lanka Auditing Standards (SLAuSs). My responsibilities, under those standards are further described in the Auditor's Responsibilities for the Audit of the Financial Statements section of my report. I believe that the audit evidence I have obtained is sufficient and appropriate to provide a basis for my qualified opinion.

1.3 Responsibilities of Management and Those Charged with Governance for the Financial Statements

Management is responsible for the preparation of financial statements that give a true and fair view in accordance with Sri Lanka Public Sector Accounting Standards and for such internal control as management determine is necessary to enable the preparation of financial statements that are free from material misstatement, whether due to fraud or error.

In preparing the financial statements, management is responsible for assessing the University's ability to continue as a going concern, disclosing, as applicable, matters related to going concern and using the going concern basis of accounting unless management either intend to liquidate the University or to cease operations, or has no realistic alternative but to do so.

Those charged with governance are responsible for overseeing the University's financial reporting process.

As per Sub-section 16(1) of the National Audit Act No. 19 of 2018, the University is required to maintain proper books and records of all its income, expenditure, assets and liabilities, to enable annual and periodic financial statements to be prepared.

1.4 Auditors Responsibility for the Audit of the Financial Statements

My objective is to obtain reasonable assurance about whether the financial statements as a whole are free from material misstatement, whether due to fraud or error, and to issue an auditor's report that includes my opinion. Reasonable assurance is a high level of assurance, but is not a guarantee that an audit conducted in accordance with Sri Lanka Auditing Standards will always detect a material misstatement when it exists. Misstatements can arise from fraud or error and are considered material if, individually or in the aggregate, they could reasonably be expected to influence the economic decisions of users taken on the basis of these financial statements.

As part of an audit in accordance with Sri Lanka Auditing Standards, I exercise professional judgment and maintain professional scepticism throughout the audit. I also:

- Identify and assess the risks of material misstatement of the financial statements, whether due to fraud or error, design and perform audit procedures responsive to those risks, and obtain audit evidence that is sufficient and appropriate to provide a basis for my opinion. The risk of not detecting a material misstatement resulting from fraud is higher than for one resulting from error, as fraud may involve collusion, forgery, intentional omissions, misrepresentations, or the override of internal control.
- Obtain an understanding of internal control relevant to the audit in order to design audit procedures that are appropriate in the circumstances, but not for the purpose of expressing an opinion on the effectiveness of the University's internal control.
- Evaluate the appropriateness of accounting policies used and the reasonableness of accounting estimates and related disclosures made by the management.
- Conclude on the appropriateness of the management's use of the going concern basis of accounting and based on the audit evidence obtained, whether a material uncertainty exists related to events or conditions that may cast significant doubt on the University's ability to continue as a going concern. If I conclude that a material uncertainty exists, I am required to draw attention in my auditor's report to the related disclosures in the financial statements or, if such disclosures are inadequate, to modify my opinion. My conclusions are based on the audit evidence obtained up to the date of my auditor's report. However, future events or conditions may cause the University to cease to continue as a going concern.
- Evaluate the overall presentation, structure and content of the financial statements, including the disclosures, and whether the financial statements represent the underlying transactions and events in a manner that achieves fair presentation.

The scope of the audit also extended to examine as far as possible and as far as necessary the following;

- Whether the organization, systems, procedures, books, records and other documents have been properly and adequately designed from the point of view of the presentation of information to enable a continuous evaluation of the activities of the University, and whether such systems, procedures, books, records and other documents are in effective operation;

- Whether the University has complied with applicable written law, or other general or special directions issued by the governing body of the University.
- Whether the University has performed according to its powers, functions and duties;
- Whether the resources of the University had been procured and utilized economically, efficiently and effectively within the time frames and in compliance with the applicable laws.

1.5 Audit Observations on the preparation of Financial Statements

1.5.1 Internal Control over the preparation of financial statements

The entity is required to “devise and maintain” a system of internal accounting controls sufficient to provide reasonable assurance that, transactions are executed in accordance with management’s general or specific authorization, transactions are recorded as necessary to permit preparation of financial statements in conformity with the applicable reporting standards, and to maintain accountability for assets, access to assets is permitted only in accordance with management’s general or specific authorization, and the recorded accountability for assets is compared with the existing assets at reasonable intervals and appropriate action is taken with respect to any differences.

1.5.2 Non-Compliance with Sri Lanka Public Sector Accounting Standards

The following non compliances are observed.

	Non Compliance with the Reference to Particular Standard	Comment of the Management	Recommendation
(a)	Since useful life time of non-current assets had not been reviewed annually in terms of Paragraph 65 of the Sri Lanka Public Sector Accounting Standards 07, assets costed for Rs.189,217,447 as at 31 December 2022 were further in use despite being fully depreciated. However, action had not been taken to revise the said estimated error in the financial statements in terms of Sri Lanka Public Sector Accounting Standard 03.	It was decided to carry out the revaluation process in several steps due to limited staff. Accordingly, the revaluation of buildings and laboratory equipment has been completed and the revaluation of other assets is expected to be completed in the year 2023.	The Sri Lanka Public Sector Accounting Standards should be followed.
(b)	Capital grants of Rs.2,173,401 received during the year under review had not been recognized in the financial statements in accordance with Sri Lanka Public Sector Accounting Standard 11.	According to the accounting policy No. 2.19.2 of the university an amount of Rs.216,067,868 was shown as non-exchangeable income in the year 2022 and an amount of Rs.2,173,402 shown as capital advance at the end of the year.	The Sri Lanka Public Sector Accounting Standards should be followed.

Agreed to reconcile this with the Accounting Standard in the future.

1.5.3 Accounting Deficiencies

Audit Observation	Comments of the Management	Recommendation
(a) The assets total amounting to Rs.20,528,699 procured during the year under review by the Project for Acceleration of Higher Education Extension and Development (AHEAD) had been omitted from the accounts.	Identification, verification and getting approval of the Governing Council through the Finance Committee were not practicable for the assets procured by the project between the period from 01.11.2022 to 31.12.2022 within the year 2022. Accordingly, it was decided to hand over the assets to the University in the year 2023.	Assets purchased in each year should be capitalized in relation to that year.
(b) A sum of Rs.4,312,139 payable against the obtaining of security services related to the year 2021 had been recognised as an expenditure of the year under review instead of making adjustments to the profit of the previous year. As such, the loss of the year under review was overstated by that amount in the financial statements.	No answer was made.	The expenditure related to the year should be identified correctly and adjustments should be made in the financial statements.
(c) Due to excess removal of Rs.3,321,744 from the Provision for Depreciation Account during the adjustment of accumulated depreciation related to revaluation assets during the year under review, the value of revaluation reserve and accumulated depreciation were understated and overstated respectively in the financial statements.	During the revaluation process of assets, consumables costing Rs.38,356,778 were identified in the laboratory equipment accounts. The net value of those assets was Rs.559,012 and since the accounting error has been corrected, there was no impact to the loss for the year.	According to the relevant depreciation value, action should be taken to identify the revaluation surplus correctly.
(d) A receivable amount of Rs.10,423,394 due from 03 lecturers due to breach of bond agreements as on 31 December 2022 had not been disclosed in the financial statements of the year under review.	Since a receivable amount of Rs.3,231,845 from 02 lecturers can be permanently recovered from the University Provident Fund, it has not been mentioned in the receivable amount. The University Governing Council has decided to recover a sum of	The total receivable amount due on breach of bond agreements should be disclosed in the financial statements.

Rs.7,191,549 from a lecturer who had not submitted the doctorate degree certificate, and had been referred to the Attorney General for the inquiry of legal provisions in this regard. Until such instructions were received, he was not disclosed as a lecturer who breached the bond agreement

1.6 Non-compliance with Laws, Rules, Regulations and Management Decisions

Reference to Laws, Rules and Regulations	Non-compliance	Comments of the Management	Recommendation
(a) Financial Regulations of the Democratic Socialist Republic of Sri Lanka. Financial Regulation 571	Action had not been taken on 49 deposits amounting to Rs.49,950,980 retained for more than 02 years related to various constructions, supplies and services.	A total sum of Rs.19,854,646 will be released after payment of final bills and expiry of warranty period. A total sum of Rs.4,196,333 is currently being released and the necessary arrangements are being made to release the sum of Rs.25,900,000 or take it into the government revenue.	Action should be taken as per the financial regulations.
(b) Establishments Code for the University Grants Commission and Higher Education Institutes			
(i) Section 3.1 of Chapter XX and Public Administration Circular No. 03/2017 dated 19 April 2017.	A total sum of Rs.742,937,739 had been paid as salaries and allowances during the year under review without confirming the attendance of 184 members of the academic staff.	At the end of every month, the salary department obtains a confirmation from the respective heads that the officers were employed before paying the salaries.	Establishment Code for the University and the Public Administration Circular should be followed.
(ii) Paragraph 7.6 of chapter V	Sufficient action had not been taken to recover a sum of Rs.110,016,322 as	That the amount due from each officer for the breach of the bond agreement will be recovered from the university	Establishment Code for the University Grants Commission and

- of 31 December 2022 due from 12 lecturers due to breach of bond agreements. pension fund and the balance will be collected in installments in the future. Higher Education Institutions should be followed.
- (c) State Accounts Circular No. 30/94 dated 20 April 1994 A sum of Rs.16,137,996 had been obtained for 06 projects in the year 2022 without informing the Director General of the Department of External Resources of the Treasury regarding 08 projects implemented on foreign grants. The Treasury was informed by the letter dated 19 April 2023 regarding the 08 projects implemented under foreign grants. The State Accounts Circular should be followed.
- (d) University Grants Commission Circular No. 09/2019 dated 25 November 2019 Due to the charging of quarters rent contrary to the provisions of the circular, 53 officers including the Vice-Chancellor had been undercharged a total of Rs.4,847,532 in quarters rent only for the year under review. Due to staff shortage in the academic and non-academic staff in the university till the year 2018, dormitory/staff facilities were provided on the recommendations of the Housing Board and the approval of the Governing Council for the development of these sectors. Provisions in the circulars should be followed.
- (e) Department of Management Audit Circular No. DMA/2009(2) dated 01 September 2009 An updated fixed asset register was not maintained in respect of fixed assets costing for Rs.869,829,650 as on 31 December of the year under review. The finance department of the university established 04 computer systems for reporting transactions in the general ledger, payroll processing, inventory and fixed assets etc. in the year 2016. It has been decided to complete the revaluation of asset of each category and update the fixed asset software. The circular should be followed.

1.7 Unauthorized Transactions

	Audit Observation	Comments of the Management	Recommendation
(a)	A total amount of Rs.69,239,305 had been paid as house rent allowances for 181 members of the university staff from 01 January 2017 to 31 December 2022 without obtaining the approval of the University Grants Commission and the Treasury.	It has been referred for the second time to get the approval of the University Grants Commission for this payment and the approval has not yet been received.	Allowances should not be paid without formal approval.
(b)	A Chief Engineer of the Uva Provincial Building Director office was appointed in the year 2015 on part-time on the basis of payment of an allowance of Rs.50,000 for a period of 06 months with effect from 02 December 2015 for an engineering post which had not in the approved cadre of the University. The service had been extended and the monthly allowance had been increased to Rs.75,000 from 01 June 2018 and a total sum of Rs.5,325,000 had been paid for the period from December 2015 to 31 December 2022.	According to the appointment letter dated 30.12.2016, he was in charge of the procurement activities and construction works of 05 projects worth of Rs.1,200 million and he was paid from the financial allocations allocated for the consultancy services of the 05 projects.	The approval of the Department of Management Services should be obtained for the recruitment of officers who do not belong to the approved cadre.
(c)	A retired Land Commissioner had been recruited from 06 December 2017 to supervise the lands acquisition activities which had not in the approved cadre and a total sum of Rs.3,050,000 had been paid from the date of appointment to 31 December 2022 at the rate of Rs.50,000 per month without complying with the Management Services Circular No. 3/2018 dated 18 July 2018. Furthermore, the said appointment had been made after announcing that land had been acquired for the construction of Uva Wellassa University by the Special Gazette No. 1403/23 dated 28 July 2005, then the future activities were	A retired Land Commissioner with expertise knowledge was recruited on 11 December 2017 with the approval of the University Governing Council on the recommendations given by the University Grants Commission letter No. UGC/IDD/ GEN/ 01. After the arrival of this officer, the transfer of 0.8119 hectares of land has been completed and the acquisition of 12 acres and 05 acres of land is in progress.	As per the above activities should be expedited.

entrusted to the Divisional Secretary. Even though 05 years had passed after the appointment, the university was unable to acquire the land.

- (d) According to University Grants Commission Circular No. 921 dated 23 April 2010, an unqualified applicant was informally recruited for the post of Senior Assistant Librarian by the letter of appointment dated 25 July 2018 and a total sum of Rs.14,061,053 had been paid as salary and allowances from August 2018 to 31 December 2022. Further, an unqualified person was recruited for the post of Trainee Technical Officer Grade II "B" Group and a sum of Rs.3,275,787 had been paid as salary and allowances from April 2016 to October 2021.
- As per the observations and recommendations made by the sub-committee appointed on this matter in the 178th Governing Council meeting, educational qualification and six years of experience were required. As such, he has been recruited to the post of Assistant Librarian (Transition) for a period of three years from 01 August 2018 and then the Governing Council decided to promote him to the post of Senior Assistant Librarian with effect from 01 August 2021.
- Eligible applicants should be recruited.

1.8 Inappropriate Evaluation or Estimation

Audit Observation	Comments of the Management	Recommendation
Due to the rejection of the bid of the company that had submitted the lowest bid for maintaining the security service without giving reasonable reasons and the contract was awarded to the third lowest bidder, the university had overpaid a sum Rs.11,827,308 for obtaining security services for the period from 01 October 2020 to 31 December 2022.	The tender was awarded to the tenderer who has correctly submitted the tenders as per the daily minimum wages.	The procurement process should be implemented in a manner that maximizes the benefit to the government.

2. Financial Review

2.1 Financial Results

The operating result of the year under review amounted to a deficit of Rs.225,687,938 and the corresponding surplus in the preceding year amounted to Rs.142,962,594. Accordingly, a deterioration amounting to Rs.368,650,532 of the financial result was observed. The reasons for this deterioration had been mainly attributed to the decrease in government capital grants by Rs.223,158,284, increase in operational expenses by Rs. 256,952,249 and non-operational expenses by Rs.36,285,606 in the year under review.

3. Operational Review
3.1 Management Inefficiencies

The following observations are made.

Audit Observation	Comments of the Management	Recommendation
According to the Cabinet Paper No. 2004/ED/HE/45 dated 28 October 2004, although the University should construct hostels and provide hostel facilities to the students and officers, no arrangements were made to allocate provisions or identify suitable places and construct hostels. As such, a total sum of Rs.202,907,314 had been paid as rent for obtaining external hostel facilities from January 2018 to December 2022.	Basically, hostel facilities have been constructed for 502 students and other students have been provided with hostel facilities around the university. The construction of hostels was being carried out since 2015 and for that, action is being taken to acquire 12 acres of land and expected to provide hostel facilities for approximately 2000 people.	Prompt action should be taken to provide hostel facilities to the students.



6.12 The Answers to the Auditor General Report

Answers for the Report of the Auditor General on the Financial Statements and Other Legal and Regulatory Requirements of the Uva Wellassa University for the year ended 31 December 2022 in terms of Section 12 of the National Audit Act, No. 19 of 2018

No.	Comments of the Management of the University and the Steps Taken
1.2 (a)	In terms of the University Grants Commission Circular 737, it had been decided not to include the money recovered from the relevant officials due to breaching the bond agreements and the interest earned from investing that money in the income of the year. That circular does not mention about taking the money to the income and it is mentioned about incurring the eligible expenditure to invest the money received. All these receipts are accumulated in the Bonds Violation Fund. Action will be taken to include the interest income in the revenue in due course.
(b)	According to the University's Accounting Policy No. 2.19.2, the amount of Rs.216,067,868 is considered as non-transferable income - capital income for the year, and Rs. 2,173,402 was also shown as capital advance at the end of the year. This is agreed to be compared with accounting standards in the future.
(c)	Fixed assets purchased by the Project for Acceleration of Higher Education Extension and Development (AHEAD) were handed over to the University subject to the approval of the Governing Council on two occasions. Accordingly, the fixed assets purchased in the years 2018, 2019 and 2020 were accounted in the year 2021, and the assets purchased up to 31.10.2022 in the year 2022. It was decided to hand over the assets to the University in the year 2023 as it was not practical to carry out the matters of identification, verification and approval of the Governing

	<p>Council through the Finance Committee from 01.11.2022 to 31.12.2022. Accordingly, assets worth Rs. 92,186,879/- were accounted for as follows and depreciation provisions were made accordingly.</p> <table> <tr> <th>Asset Category</th><th>Cost (Rs.)</th></tr> <tr> <td>Computers</td><td>49,677,760</td></tr> <tr> <td>laboratory equipment</td><td>4,669,719</td></tr> <tr> <td>Lumber and fixtures</td><td>21,340,143</td></tr> <tr> <td>Books</td><td>350,674</td></tr> <tr> <td>capital repairs</td><td>1,704,578</td></tr> <tr> <td>Office equipment</td><td>1,089,650</td></tr> <tr> <td>Other equipment</td><td>13,354,355</td></tr> <tr> <td>Total</td><td>92,186,879</td></tr> </table> <p>Accordingly, I would like to inform you that I cannot agree with the audit observation presented by you.</p>	Asset Category	Cost (Rs.)	Computers	49,677,760	laboratory equipment	4,669,719	Lumber and fixtures	21,340,143	Books	350,674	capital repairs	1,704,578	Office equipment	1,089,650	Other equipment	13,354,355	Total	92,186,879
Asset Category	Cost (Rs.)																		
Computers	49,677,760																		
laboratory equipment	4,669,719																		
Lumber and fixtures	21,340,143																		
Books	350,674																		
capital repairs	1,704,578																		
Office equipment	1,089,650																		
Other equipment	13,354,355																		
Total	92,186,879																		
(d).	<p>According to Sri Lanka Public Accounting Standard No. 01 (SLPSAS 01), the objectives of preparing financial statements are to provide useful information for decision-making and to demonstrate the organization's accountability for the resources assigned to the organization.</p> <ol style="list-style-type: none"> Provide information on the sources from which the institution obtains financial resources, how they are allocated and how they are used. Providing information on how the various activities of the organization are financed and how the cash requirements are met. Providing useful information to calculate the entity's ability to finance its activities and meet its liabilities and obligations. Providing information about the financial status of the organization and its changes. Providing all useful information to calculate service cost, efficiency and performance. 																		

	<p>And as stated in Chapter 18 here, the primary objective of these standards is related to non-profit making organizations and their managers are responsible for meeting service provision and achieving financial objectives. Also, as stated in Chapter 100 hereof, all items of income and expenditure generally recognized in a period are included in the surplus or deficit. Accordingly, the accounts were prepared to pay the arrears of wages identified in the year 2022 as an expense in the year 2022.</p> <p>Purchases of Rs 48,902,832 in 2022 included equipment worth Rs 37,864,337 purchased for AHEAD project in 2021 and equipment worth Rs 1,944,000 capitalized as laboratory equipment in Capital Working Progress, which was recalculated are not included in the equipment.</p> <table> <tr> <td>Depreciation on purchases in the year 2022</td><td>9,065,945</td></tr> <tr> <td>Amortized on 2021 purchases on behalf of the AHEAD project</td><td>3,815,955</td></tr> <tr> <td>Depreciation on capitalization of laboratory equipment</td><td>64,800</td></tr> <tr> <td>Accumulated depreciation of laboratory equipment as on 31.12.2022</td><td>12,946,700</td></tr> </table> <p>Accordingly, there is no impact on the net value of the laboratory equipment included in the financial statements.</p>	Depreciation on purchases in the year 2022	9,065,945	Amortized on 2021 purchases on behalf of the AHEAD project	3,815,955	Depreciation on capitalization of laboratory equipment	64,800	Accumulated depreciation of laboratory equipment as on 31.12.2022	12,946,700
Depreciation on purchases in the year 2022	9,065,945								
Amortized on 2021 purchases on behalf of the AHEAD project	3,815,955								
Depreciation on capitalization of laboratory equipment	64,800								
Accumulated depreciation of laboratory equipment as on 31.12.2022	12,946,700								
(e)	<p>i. <u>Mrs. W.M.P.G.C. Weerakoon</u></p> <p>The amount of Rs. 1,629,605 included in the balance to be recovered from Mrs. WMPGC Weerakoon on 31.12.2022 is the amount decided to be settled from her university provident fund. The documents related to its recovery are being prepared to be sent to the Provident Fund. This amount is not shown under recoverable amount as it is definitely available to the University.</p>								

	<p>ii. <u>Mrs. R.W.V.P.C.Rajapaksa</u> The amount of Rs.1,602,240 included in the balance to be recovered from Mrs. R.W.V.P.C.Rajapaksa on 31.12.2022 is the amount decided to be settled from her university provident fund. The documents related to its recovery are being prepared to be sent to the provident fund. This amount is not shown under recoverable amount as it is definitely available to the University.</p> <p>iii. <u>Mr. M. Rubavadanan</u> Mr. M. Rubavadanan is a permanent employee of the university and although he is on doctoral leave, the University Governing Council decided that the relevant bond value should be paid to the university due to his failure to provide the doctoral degree certificate to the university. But since the related legal provisions were not clear, the university decided to seek legal advice from the Attorney General. Therefore, until the relevant legal advice was received, they refrained from disclosing him as a teacher who violated the bond agreements in the year-end accounts.</p>										
2.2.2 (a)	<p>In obtaining various constructions, supplies and services, as on 30.06.2023, the deposits which have been retained for more than 02 years will be considered as follows.</p> <table border="1" data-bbox="312 814 1705 1029"> <tr> <td>For Infrastructure development of Technological Degree Entrance</td><td>Rs. 7,280,056.60</td></tr> <tr> <td>Phase II (Construction)</td><td>Rs. 17,228,842.29</td></tr> <tr> <td>Phase II Remaining Work (Construction)</td><td>Rs. 12,574,589.48</td></tr> <tr> <td>Other</td><td>Rs. 6,383,110.10</td></tr> <tr> <td>Total</td><td>Rs. 43,466,598.47</td></tr> </table> <p>It has been informed that the relevant balance as of 30.06.2023 will be released after the final bills are settled.</p>	For Infrastructure development of Technological Degree Entrance	Rs. 7,280,056.60	Phase II (Construction)	Rs. 17,228,842.29	Phase II Remaining Work (Construction)	Rs. 12,574,589.48	Other	Rs. 6,383,110.10	Total	Rs. 43,466,598.47
For Infrastructure development of Technological Degree Entrance	Rs. 7,280,056.60										
Phase II (Construction)	Rs. 17,228,842.29										
Phase II Remaining Work (Construction)	Rs. 12,574,589.48										
Other	Rs. 6,383,110.10										
Total	Rs. 43,466,598.47										

(b) (i)	<p>In the university system, the academic staff officers do not use a signature document or fingerprint machine, and the academic staff conduct lectures in accordance with the timetables given for the lectures at the beginning of the academic year. The lecture reports are recorded in the academic department and at the end of every month before the salary and remuneration are paid, the salary department obtains a confirmation from the heads of the relevant academic departments that the academic staff members of the relevant departments are employed. Based on that confirmation, salaries and allowances are paid for the academic staff.</p>
(b) (ii)	<p>1. Mrs R. W. V. P. C. Rajapaksa An amount of Rs. 4,400,000.00 has been recovered from Mrs. R.W.V.P.C. Rajapaksa of the total bond value and the remaining amount of Rs. 1,602,240.76 is being recovered from the University Provident Fund and Rs. 3,314,560.61 from her.</p> <p>2. Mrs. W. M. P. G. CWeerakoon An amount of Rs. 9,500,000.00 has been recovered from Ms. W.M.P.G.C. Weerakoon to the University and the remaining amount of Rs. 1,625,605.32 is being recovered from the University Provident Fund and Rs. 1,377,811.92 from her.</p> <p>3. Mrs. E. K. N. D. Fernando An amount of Rs 6,067,099.20 has been recovered from Mrs. E. K. N. D. Fernando and the remaining amount of Rs 676,916.96 from the University Provident Fund is to be submitted to the University Grants Commission.</p> <p>4. Mrs. H. K. S. G.. Gunadasa Arrangements are being made to collect Rs 14,611,200.20 from Mrs. H.K.S.G.Gunadasa to the University.</p> <p>5. Mrs. K. M. R. Siriwardena An amount of Rs. 100,000 has been recovered from Ms. K. M. R. Siriwardena and the remaining amount of Rs. 13,590,973.79 is being recovered from her.</p> <p>6. Mrs . A. M.. Samaraweera An amount of Rs. 5,305,000 has been recovered from Ms. AM Samaraweera and the remaining amount of Rs. 7,580,596.15 is being recovered from her.</p>

	<p>7. Mrs p. b. I. it. K. Bulumulla The amount of Rs.8,845,451.92 owed to the University by P.B.I.A.K. Bulumulla is being recovered from her.</p> <p>8. Mrs S. M. I. P. G. Bandara Efforts are being made to recover the sum of Rs. 16,801,655.31 owed to the university from Mrs. S.M.I.P.G. Bandara.</p> <p>9. Mrs. R.M.C.W.M. Ratnayake The amount of Rs. 15,247,401.08 due to the University is being recovered from Ms. R.M.C.W.M. Ratnayake.</p> <p>10. Mrs. R. M. S. D. Ratnayake The amount of Rs. 12,602,585.77 due to the University is being recovered from Mrs. R.M.S.D. Ratnayake.</p> <p>11. Ms. N. C. Jayasinghe An amount of Rs. 500,000.00 has been collected from Mrs. N.C. Jayasinghe to the University and the remaining amount of Rs. 1,996,103.28 from the University Provident Fund and Rs 1,747,671.13 are being recovered from her.</p> <p>12. Mr. M. Rubavadanan The Governing Body is in the process of taking legal action and seeking the Governor's advice regarding the collection of Rs 7,191,548.65 owed to the University from Mrs. M. Rubavadanan.</p>
(b) (iii)	<p>After the establishment of Uva Wellassa University in the year 2005 at Passara Road, Post 2, Badulla District, the governing authority at that time had to put in a lot of effort to fill the vacancies for the academic and non-academic staff of the university. At that time, many basic positions in the university were vacant and in many cases the positions were filled by covering work. Also, external lecturers had to carry out the work of the academic staff with the support of other universities. In this way, until the year 2018, academic and non-academic activities had to be done by making great sacrifices. In order to carry out the activities of the university in this way, the governing authority had to make various strategies to develop the academic and non-academic sector. As one of the cases, by doing dormitory facilities/staff facilities/welfare activities on the recommendations of the Housing Board and the approval of the Governing Council, the University was able to attract faculty and other staff services to bring them for duty and retain them in the Badulla area. Accordingly, by now the university has been able to fill the vacancies</p>

	and produce about 5,148 productive graduates through the ability of undergraduate students/candidates to continue their studies. And through this method it was also possible to manage the activities of the children in the university. Moreover, through the establishment of external degree unit and postgraduate unit, a large number of people have been given the opportunity to study. we would like to inform that due to the correct decisions and visionary operations of the governing council, the work of the university and other units was able to be completed efficiently on time and the government funds were used efficiently.
(c)	In the year 2016, the financial department of the university established 04 computer systems for reporting the transactions of General Ledger, Payroll, Stock and Fixed Assets. Initially, it was difficult to install all the computer systems, so the relevant systems were installed on priority basis. Accordingly, it was decided to complete the asset audit of each category and update the fixed asset software. After auditing the laboratory equipment, the fixed asset reporting system related to the laboratory equipment has been properly updated. Other assets such as furniture and fixtures, computers, office equipment, machine tools, sports equipment, other assets and automobiles etc. are being audited and then work is being done to update the fixed asset reporting computer system related to those fixed assets. However, a printed fixed asset register is maintained by the General Administration Department.
2.2.5 (a)	<p>According to Uva Wellassa University Cabinet Paper No. 2004/ED/HE/45, by providing accommodation facilities for the employees of the university, efforts were made from the beginning to get their contribution for the rapid development of the university. Initially, the hostels were given according to the procurement process and since it was difficult to do in practice, from the year 2017, the payment for getting the hostels was given by the university as housing rental payment.</p> <p>However, it has been directed to obtain the approval of the University Grants Commission for this payment.</p>

(b)	<p>The security service of Uva Wellassa University is implemented with the aim of providing security service for each location 365 days a year. Accordingly, the tender has clearly stated how to calculate the minimum wage while inviting bids. The Technical Evaluation Committee (a five-member committee including a representative of the Labor Department and a representative of the Financial Control Unit of the University) has awarded the tender to the eligible bidder for the bid which has correctly calculated the minimum wage during the bidding. Thus, for the year 2020/2021, considering the total 365 days, the tender was awarded to the bidder who quoted the minimum daily wage of Rs.1,035 (JSO/LSO), Rs.1.085 (OIC) or more. Accordingly, KYS Security Company, which had been correctly calculated, made the bid to Rs 1,037.91 (JSO/LSO), Rs 1,085.47 (OIC). And the Department of Labor has rejected bidders who did not pay the minimum wage. Below are the prices of the bidders who submitted the first and second lowest bids as indicated.</p> <ul style="list-style-type: none"> i. Success Lanka Security Service -Daily Minimum Salary Rs.1017.00 (JSO/LSO), Rs.1014.74 (OIC) ii. The United Guards Global (PVT) Ltd.- Daily Minimum Wages Rs.999.00 (JSO/LSO) <p>For the year 2021/2022, the tender was awarded to the bidder who quoted the minimum daily wage of Rs 1,161.50 (JSO/LSO), Rs 1,219.50 (OIC) or higher for a total of 365 days. Accordingly, KYS Security Company, which had been correctly calculated, was awarded the bid at Rs 1,192.27 (JSO/LSO), Rs 1,242.27 (OIC). And the Department of Labor has rejected bidders who did not pay the minimum wage.</p> <p>Below are the prices of the bidders who submitted the first and second lowest bids as indicated by you.</p> <ul style="list-style-type: none"> i. We Security Service (PVT)Ltd Daily Minimum Wages Rs.1,134.00 (JSO/LSO), Rs.1,185.00 (OIC) ii. Mount Regal Security (PVT)Ltd Daily Minimum Wages Rs.1,146.00 (JSO/LSO), Rs.1,198.46 (OIC)
(C)	<p>According to the University Grants Commission Circular 921, Acharya Kulatunga, who is employed as Senior Assistant Librarian of this University, does not have the necessary qualifications for that position. As it was discussed that there is inconsistency with the qualifications in the recruitment procedure, the Audit and</p>

	<p>Management Committee proposed to refer the matter to the Governing Body for taking necessary action in this regard.</p> <p>Accordingly, at the 178th Governing Council meeting held on October 28, 2022, a sub-committee consisting of two members was appointed to study the above matter of Mrs. Kulatunga and report to the Governing Council. According to the Governing Council Paper No. C/180/05/25, the Governing Council considered the observations and recommendations submitted by the Sub-Committee and proceeded to revise the appointment of Dr. Kulatunga as follows.</p> <p>For the post of Assistant Librarian, Dr. Kulatunga is required to have educational qualifications and six years of experience in the relevant field, so he was admitted to the post of Assistant Librarian (Transitional) for a period of three years from 01 August 2018 and promoted to the post of Senior Assistant Librarian Senior (Gr. II) with effect from 01 August 2021. The governing body decided to do. I have further mentioned that the decision has already been implemented.</p> <p>Ms. S.M.T.R. Samaratunga complained to the Deputy Inspector General in charge of Badulla Province on 07.07.2021 to conduct an investigation regarding the discrepancy in his examination results, and the related investigations are still ongoing.</p> <p>In relation to this incident, the Station Commander of the Badulla Police Station Special Crime Investigation Division has reported the facts to the Honorable Magistrate Court of Badulla under Badulla M/U Case No. 44222 and a case has been initiated, which is No. BD/SCIB/OIC/448/2023 and dated 04.06.2023. We have been notified by letter. I hereby inform that further work will be done according to the judgment given by the Honorable Magistrate Court.</p>
(b)	<p>According to the University Grants Commission Circular 921, Acharya Kulatunga, who is employed as Senior Assistant Librarian of this University, does not have the necessary qualifications for that position. As it was discussed that there is inconsistency with the qualifications in the recruitment procedure, the Audit and Management Committee proposed to refer the matter to the Governing Body for taking necessary action in this regard.</p>

(c)	He performs the duties of the Project Manager and the said post is a post included in the staff approved by the Department of Management Services in the year 2017. He supervises the construction and payment of the projects and he is paid from the funds available for the consultancy services of the respective projects.
(d)	<p>Due to discrepancy in the result sheet of G.E.C (A/L) examination, she was dismissed as per the decision of the Council No. 156. In order to confirm the discrepancy, the university made a complaint to the Criminal Investigation Department and the Criminal Investigation Department started the investigation.</p> <p>Meanwhile, Ms. Samaratunga made a request regarding the withdrawal of the complaint submitted to the Criminal Investigation Department by the letter dated 17.11.2021. That letter was submitted to the 167th Council meeting held and it was decided to inquire the University Grants Commission regarding that matter.</p> <p>In relation to that query, the letter dated 25.04.2022 issued by the Chairman of the University Grants Commission states that since the university has acted in accordance with the provisions of the University Establishments Code and the provisions of the Criminal Law, the University Grants Commission has no legal capacity to take decisions for that.</p> <p>That letter was submitted to the 173rd Council and the Council decided to inquire about the new situation from the Criminal Investigation Department.</p> <p>Accordingly, a letter was sent to inquire about that matter from the Criminal Investigation Department on 08.06.2022 and the Badulla Special Criminal Investigation Division submitted a report on 22.06.2022. It was stated therein that after carrying out investigations related to the incident and recording the statements of the people involved in the incident and reporting to the court on 18.02.2022, the court order was taken to obtain a report related to the examination results from the Commissioner of Examination and that order has been submitted to the Commissioner of Examination.</p>

7 Achievements of Sustainable Development Goals

Goal	Objectives	Achievement
<u>GOAL 1:</u> To produce well-rounded graduates with a vision and capability to fulfill the demands of the industry and the society	1.1 Improve subject knowledge, skills and competencies along with the transferable essential skills, attitudes and values to instill professionalism and vision for life	1.1.1 Developed and maintained updated curricular for study programs. 1.1.2 Continuing Broad General Education to develop essential skills and produce well rounded Graduate. 1.1.3 Provide Essential Skills and Broad General Education in addition to the knowledge on Value Addition
	1.2 Improve entrepreneurial and technocratic skills in students to a level of excellence	1.2.1 Organized Seminars, workshops, visits with industry leaders, credited courses, incubation projects, industry placements and created entrepreneurial knowledge
	1.3 Broaden the scope of education provision by introducing demand driven new degree programmes	1.3.1 Introduced new degree programs by Identifying potentially high value addition areas to the national resources base
<u>GOAL 2:</u> To promote global citizenship by expanding opportunities for higher learning for foreign students	2.1 Make UWU an attractive University for foreign students	2.1.1 Created high standard learning facilities 2.1.2 Signed MOU for students / staff exchanging programs
	2.2 Ensure sustainable development through cultural diversity	2.2.1 Exchanging knowledge, students and staff created multicultural environment for better knowledge of world

		education and global requirement
<u>Goal 3:</u> To develop innovative and flexible mechanisms to effectively deliver study programmes and promote research	3.1 Increase the inter-disciplinary nature of the study programmes to meet the national and global demand	3.1.1 Continue the review of study programs 3.1.2 Implement government requirement with new courses of study
	3.2 Strengthen the external collaborations , establish partnership & agreements on research and allied activities	3.2.1 Determine government priorities and private sector interests and Direct challenge students and staff to initiate research aiming national development 3.2.2 Identify training needs work closely with private sector 3.2.3 Support local industries through University Business Linkage (UBL) 3.2.4 Building relationships with industries
	3.3 Enhance teaching, research and entrepreneurial skills of staff	3.3.1 Create a mechanism to develop skills of all the staff members through Staff Development Centre 3.3.2 Motivating staff members to produce government required research and motivating to support nation
<u>GOAL 4:</u> To become an exemplary service procurer and employer	4.1 Recruit and retain highly qualified workforce to help in accomplishing the university's vision	4.1.1 Create environment to absorb eligible and suitable workforce

	4.2 Increase the standards of teaching, research and administration to the level of excellence by 2021	4.2.1 Imparted knowledge and skills and provide professional training for industry personnel
GOAL 5: To become one of the most attractive and well-planned university that offer the best environment for learning, teaching and research supported by leading edge technology	5.1 Create a conducive physical and social environment to facilitate the teaching and learning experience	5.1.1 Developed modern lecture halls for effective communication and facilitate lecture halls with state-of-the-art teaching aids and communication equipment 5.1.2 Developed fully furnished and equipped teaching, elementary and advanced research lab complexes 5.1.3 Developed work areas with excellent facilities for staff 5.1.4 Industrial Training relevant to the degree programs
	5.2 Improve and maintain the wellbeing of University community	5.2.1 Managed out sourced services in such a way to meet goals set for the university
	5.3 Create a ragging free environment at the University	5.3.1 Continuing mentoring process of students and created social groups for monitoring unethical behaviors.
	5.4 Provide necessary infrastructure facilities for teaching, learning and research	5.4.1 Developed library information system, knowledge base, management information system
	5.5: Provide modern information and communication technology for	5.5.1 Developed University IT infrastructure connecting all the

	teaching, learning and research	lecture halls and hostels
GOAL 6: Enhance institutional capacity to achieve academic, financial, and administrative efficiency and effectiveness	6.1 Assuring financial efficiency and effectiveness	6.1.1 Developed monitoring systems of financial activities and linked with UGC / Department of Treasury for financial requirement
	6.2 Assuring efficient administrative system	6.2.1 Leadership and motivation of all staff to be aligned with the vision and linking performance to the stated goals. 6.2.2 Application of new strategies in administration for operational success 6.2.3 Established IT based systems to manage Finance aspects, assets, and continuing development for systems for examination and students' statistics
	6.3 Enhance the efficiency of academic services	6.3.1 Formulated all degree programs based on UWU theme with strong interdisciplinary and entrepreneurial character 6.3.2 Evaluating academic staff on lecturing & mentoring, research and social responsibility
	6.4 Maintaining an effective quality assurance system	6.4.1 Created quality assurance team / cell for functional areas

	addressing all functional areas	and conduct review of quality of the areas. 6.4.2 Monitoring process review by Management level of the University and recognized correction paths